

Abstract Acceleration of General Linear Loops

Bertrand Jeannet
INRIA
bertrand.jeannet@inria.fr

Peter Schrammel*
University of Oxford
peter.schrammel@cs.ox.ac.uk

Sriram Sankaranarayanan†
University of Colorado, Boulder
srirams@colorado.edu

Abstract

We present abstract acceleration techniques for computing loop invariants for numerical programs with linear assignments and conditionals. Whereas abstract interpretation techniques typically over-approximate the set of reachable states iteratively, abstract acceleration captures the effect of the loop with a single, non-iterative transfer function applied to the initial states at the loop head. In contrast to previous acceleration techniques, our approach applies to any linear loop without restrictions. Its novelty lies in the use of the *Jordan normal form* decomposition of the loop body to derive symbolic expressions for the entries of the matrix modeling the effect of $n \geq 0$ iterations of the loop. The entries of such a matrix depend on n through complex polynomial, exponential and trigonometric functions. Therefore, we introduce an *abstract domain for matrices* that captures the linear inequality relations between these complex expressions. This results in an abstract matrix for describing the fixpoint semantics of the loop.

Our approach integrates smoothly into standard abstract interpreters and can handle programs with nested loops and loops containing conditional branches. We evaluate it over small but complex loops that are commonly found in control software, comparing it with other tools for computing linear loop invariants. The loops in our benchmarks typically exhibit polynomial, exponential and oscillatory behaviors that present challenges to existing approaches. Our approach finds non-trivial invariants to prove useful bounds on the values of variables for such loops, clearly outperforming the existing approaches in terms of precision while exhibiting good performance.

1. Introduction

We present a simple yet effective way of inferring accurate loop invariants of *linear loops*, *i.e.* loops containing linear assignments and guards, as exemplified by the programs shown in Figs. 1 and 2. Such loops are particularly common in control and digital signal processing software due to the presence of components such as filters, integrators, iterative loops for equation solving that compute square roots, cube roots and loops that interpolate complex

```
real x,y,z,t;  
assume(-2<=x<=2 and -2<=y<=2 and -2<=z<=2);  
loop  
head → •  
      while (x+y <= 30) ← loop guard  
        { x := x+y; y := y+z; z := z+1;  
          t := t+1; }  
loop  
exit → •
```

Figure 1. Linear loop having a cubic behavior.

functions using splines. Static analysis of such programs using standard abstract interpretation theory over polyhedral abstract domains often incurs a significant loss of precision due to the use of extrapolation techniques (widening) to force termination of the analysis. However, widening is well-known to be too imprecise for such loops. In fact, specialized domains such as ellipsoids and arithmetic-geometric progressions were proposed to deal with two frequently occurring patterns that are encountered in control loops [12, 13]. These domains enable static analyzers for control systems, *e.g.*, ASTRÉE, to find the strong loop invariants that can establish bounds on the variables or the absence of run-time errors [10].

In this paper, we present a promising alternative approach to such loops by capturing the effect of a linear loop by means of a so-called *meta-transition* [5] that maps an initial set of states to an invariant at the loop head. This process is commonly termed *acceleration*. The idea of accelerations was first studied for communicating finite-state machines [5] and counter automata [14]. Such accelerations can be either *exact* (see [3] for a survey), or *abstract* [18]. Abstract acceleration seeks to devise a transformer that maps initial sets of states to the best correct over-approximation of the invariant at the loop head for a given abstract domain, typically the convex polyhedra domain. Abstract acceleration enables static analyzers to avoid widening for the innermost loops of the program by replacing them by meta-transitions. As discussed in [39] and observed experimentally in [38], abstract acceleration presents the following benefits w.r.t. widening:

- (i) It is locally *more precise* because it takes into account the loop body in the extrapolation it performs, whereas widening considers only sequences of invariants.
- (ii) It performs *more predictable* approximations because it is monotonic (unlike widening).
- (iii) It makes the analysis *more efficient* by speeding up convergence to a fixed point. For programs without nested loops, our acceleration renders the program loop-free.

Apart from abstract interpretation, techniques such as symbolic execution and bounded model-checking, that are especially efficient over loop-free systems, can benefit from loop acceleration.

In this paper we present a novel approach to computing abstract accelerations. Our approach is *non-iterative*, avoiding widening. We focus on the linear transformation induced by a linear loop body

* Supported by the ARTEMIS VeTeSS project and ERC project 280053.

† Supported by the US National Science Foundation (NSF) under Grant No. 0953941. All opinions involved are those of the authors and not necessarily of the US National Science Foundation.

Permission to make digital or hard copies of all or part of this work for personal or classroom use is granted without fee provided that copies are not made or distributed for profit or commercial advantage and that copies bear this notice and the full citation on the first page. Copyrights for components of this work owned by others than ACM must be honored. Abstracting with credit is permitted. To copy otherwise, or republish, to post on servers or to redistribute to lists, requires prior specific permission and/or a fee. Request permissions from permissions@acm.org.

POPL '14, January 22–24, 2014, San Diego, CA, USA.
Copyright © 2014 ACM 978-1-4503-2544-8/14/01...\$15.00.
<http://dx.doi.org/10.1145/2535838.2535843>

modeled by a square matrix A . We seek to approximate the set of matrices $\{I, A, A^2, \dots\}$, which represent the possible linear transformations that can be applied to the initial state of the program to obtain the current state. This set could be defined as fixed point equations on matrices and solved iteratively on a suitable abstract domain for matrices. However, such an approach does not avoid widening and suffers from efficiency issues, because a matrix for a program with n variables has n^2 entries, thus requiring a matrix abstract domain with n^2 different dimensions.

Contributions. The overall contribution of this paper is an abstract acceleration technique for computing the precise effect of any linear loop on an input predicate. It relies on the computation of the Jordan normal form of the square matrix A for the loop body. Being based on abstract acceleration, it integrates smoothly into an abstract interpretation-based analyzer and can be exploited for the analysis of general programs with nested loops and conditionals by transforming them into multiple loops around a program location.

The first technical contribution is an abstract acceleration method for computing, non-iteratively, an approximation of the set $\{I, A, A^2, \dots\}$ in an *abstract domain for matrices*. It enables the analysis of any infinite, non-guarded linear loop. The main idea is to consider the Jordan normal form J of the transformation matrix A . Indeed, the particular structure of the Jordan normal form J has two advantages:

- (i) It results in closed-form expressions for the coefficients of J^n , on which asymptotic analysis techniques can be applied that remove the need for widening,
- (ii) It reduces the number of different coefficients of J^n to at most the dimension of the vector space (efficiency issue).

This first contribution involves a conceptually simple but technically involved derivation that we omit in this paper and which can be found in the extended version [23].

The second technical contribution addresses loops with guards that are conjunctions of linear inequalities. We present an original technique for bounding the number of loop iterations. Once again, we utilize the Jordan normal form. These two techniques together make our approach more powerful than ellipsoidal methods (e.g. [34]) that are restricted to stable loops, because the guard is only weakly taken into account.

We evaluate our approach by comparing efficiency and the precision of the invariants produced with other invariant synthesis approaches, including abstract interpreters and constraint-based approaches. The evaluation is carried out over a series of simple loops, alone or inside outer loops (such as in Fig. 2), exhibiting behaviors such as polynomial, stable and unstable exponentials, and inward spirals (damped oscillators). We show the ability of our approach to *discover polyhedral invariants* that are sound over-approximations of the reachable state space. For such systems, any inductive reasoning in a linear domain as performed by, e.g., standard abstract interpretation with Kleene iteration and widening is often unable to find a linear invariant other than *true*. In contrast, our approach is shown to find useful bounds for many of the program variables that appear in such loops. To our knowledge, our method is the first one able to bound the variables in the *convoyCar* example of Sankaranarayanan et al. [36].

Outline. We introduce some basic notions in §2. §3 gives an overview of the ideas of this paper. §§4 to 6 explain the contributions in detail. §7 summarizes our experimental results and §8 discusses related work before §9 concludes.

2. Preliminaries

In this section, we recall the notions of linear assertions and convex polyhedra, and we define the model of linear loops for which we will propose acceleration methods.

```

real t,te,time;
assume(te=14 and 16<=t and t<=17);
while true {
  time := 0; -- timer measuring duration in each
  mode
  while (t<=22) { -- heating mode
    t := 15/16*t-1/16*te+1; time++;
  }
  time := 0;
  while (t>=18){ -- cooling mode
    t := 15/16*t-1/16*te; time++;
  }
}

```

Figure 2. A thermostat system, composed of two simple loops inside a outer loop.

2.1 Linear assertions and convex polyhedra

Let x_1, \dots, x_p be real-valued variables, collectively forming a $p \times 1$ column vector \vec{x} . A linear expression is written as an inner product $\vec{c} \cdot \vec{x}$, wherein $\vec{c} \in \mathbb{R}^p$. A linear inequality is of the form $\vec{c} \cdot \vec{x} \leq d$ with $d \in \mathbb{R}$. A *linear assertion* is a conjunction of linear inequalities: $\varphi(\vec{x}) : \bigwedge_{i=1}^q \vec{c}_i \cdot \vec{x} \leq d_i$. The assertion φ is succinctly written as $C\vec{x} \leq \vec{d}$, where C is an $q \times p$ matrix whose i^{th} row is \vec{c}_i . Likewise, \vec{d} is an $q \times 1$ column vector whose j^{th} coefficient is d_j . The linear assertion consisting of the single inequality $0 \leq 0$ represents the assertion *true* while the assertion $1 \leq 0$ represents the assertion *false*.

Given a linear assertion φ , the set $\llbracket \varphi \rrbracket = \{\vec{x} \in \mathbb{R}^p \mid \varphi(\vec{x})\}$ is a convex polyhedron. The set of all convex polyhedra contained in \mathbb{R}^p is denoted by $\mathcal{CP}(\mathbb{R}^p)$. We recall that a convex polyhedron $P \in \mathcal{CP}(\mathbb{R}^p)$ can be represented in two ways:

- (a) The *constraint representation* $C\vec{x} \leq \vec{d}$ with matrix C and vector \vec{d} .
- (b) The *generator representation* with a set of vertices $V = \{\vec{v}_1, \dots, \vec{v}_k\}$ and rays $R = \{\vec{r}_1, \dots, \vec{r}_l\}$, wherein $\vec{x} \in P$ iff

$$\vec{x} = \sum_{i=1}^k \lambda_i \vec{v}_i + \sum_{j=1}^l \mu_j \vec{r}_j \text{ with } \lambda_i, \mu_j \geq 0 \text{ and } \sum_i \lambda_i = 1$$

2.2 Linear loops

We consider *linear loops* consisting of a while loop, the body of which is a set of assignments without tests and the condition is a linear assertion.

DEFINITION 1 (Linear loop). A *linear loop* (G, \vec{h}, A, \vec{b}) is a program fragment of the form

$$\text{while}(G\vec{x} \leq \vec{h}) \vec{x} := A\vec{x} + \vec{b};$$

where $\varphi : G\vec{x} \leq \vec{h}$ is a linear assertion over the state variables \vec{x} representing the loop condition and (A, \vec{b}) is the linear transformation associated with the loop body.

Figure 1 shows an example of a linear loop with a guard that computes $y = x(x + 1)/2$ by the successive difference method. We give another example below.

EXAMPLE 1 (Thermostat). Figure 2 models the operation of a thermostat that switches between the heating and cooling modes over time. The variables t, te model the room and outside temperatures, respectively. We wish to show that the value of t remains within some bounds that are close to the switch points 18, 22 units.

Any linear loop (G, \vec{h}, A, \vec{b}) can be *homogenized* by introducing a new variable ξ that is a place holder for the constant 1 to a loop

of the form

$$\text{while} \left((G \ \bar{h}) \begin{pmatrix} \bar{x} \\ \xi \end{pmatrix} \leq \bar{0} \right) \left\{ \begin{pmatrix} \bar{x} \\ \xi \end{pmatrix} := \begin{pmatrix} A & \bar{b} \\ 0 & 1 \end{pmatrix} \begin{pmatrix} \bar{x} \\ \xi \end{pmatrix}; \right\}$$

Henceforth, we will use the notation $(G \rightarrow A)$ to denote the homogenized linear loop $\text{while} (G\bar{x} \leq \bar{0}) \{ \bar{x}' := A\bar{x}; \}$.

DEFINITION 2 (Semantic function). *The semantic function of a linear loop $(G \rightarrow A)$ over sets of states is the functional*

$$(G \rightarrow A)(X) \triangleq A(X \cap \llbracket G\bar{x} \leq 0 \rrbracket) \quad , \quad X \subseteq \mathbb{R}^p$$

where $A(Y)$ denotes the image of a set Y by the transformation A .

2.3 Convex and template polyhedra abstract domains

The set of convex polyhedra $\mathcal{CP}(\mathbb{R}^p)$ ordered by inclusion is a lattice with the greatest lower bound \sqcap being the set intersection and the least upper bound \sqcup being the convex hull. The definition of the domain includes an abstraction function α that maps sets of states to a polyhedral abstraction and a corresponding concretization function γ . We refer the reader to the original work of Cousot and Halbwachs for a complete description [9].

It is well-known that the abstract domain operations such as join and transfer function across non-invertible assignments are computationally expensive. As a result, many *weakly-relational* domains such as octagons and templates have been proposed [29, 37]. Given a matrix $T \in \mathbb{R}^{q \times p}$ of q linear expressions, $\mathcal{CP}_T(\mathbb{R}^p) \subseteq \mathcal{CP}(\mathbb{R}^p)$ denotes the set of *template polyhedra* on T :

$$\mathcal{CP}_T(\mathbb{R}^p) = \left\{ P \in \mathcal{CP}(\mathbb{R}^p) \mid \exists \bar{u} \in \bar{\mathbb{R}}^q : P = \{ \bar{x} \mid T\bar{x} \leq \bar{u} \} \right\}$$

where $\bar{\mathbb{R}}$ denotes $\mathbb{R} \cup \{ \infty \}$. A template polyhedron will be denoted by (T, \bar{u}) . If T is fixed, it is uniquely defined by the vector \bar{u} . $\mathcal{CP}_T(\mathbb{R}^p)$ ordered by inclusion is a complete lattice. The abstraction α_T and concretization γ_T are defined elsewhere [37].

3. Overview

This section provides a general overview of the ideas in this paper, starting with abstract acceleration techniques.

Abstract Acceleration Given a set of initial states X_0 and a loop with the semantic function τ , the smallest loop invariant X containing X_0 can be formally written as

$$X = \tau^*(X_0) \triangleq \bigcup_{n \geq 0} \tau^n(X_0)$$

Abstract acceleration seeks an ‘‘optimal’’ approximation of τ^* in a given abstract domain with abstraction function α [18]. Whereas the standard abstract interpretation approach seeks to solve the fix point equation $Y' = \alpha(X_0) \sqcup \alpha(\tau(Y'))$ by iteratively computing

$$Y = (\alpha \circ \tau)^*(\alpha(X_0)) \quad (1)$$

the abstract acceleration approach uses τ^* to compute

$$Z = \alpha \circ \tau^*(\alpha(X_0)) \quad (2)$$

Classically, Eqn. (1) is known as the minimal fixed point (MFP) solution of the reachability problem whereas Eqn. (2) is called the Merge-Over-All-Paths (MOP) solution. The latter is known to yield more precise results [24].

The technical challenge of abstract acceleration is thus to obtain a closed-form approximation of $\alpha \circ \tau^*$ that avoids both inductive reasoning in the abstract domain and the use of widening.

Abstract acceleration without guards using matrix abstract domains We now present an overview for linear loop without guards, with semantic function $\tau = (\text{true} \rightarrow A)$. For any set X , we have

$$\tau^*(X) = \bigcup_{n \geq 0} \tau^n(X) = \bigcup_{n \geq 0} A^n X$$

Our approach computes a finitely representable approximation \mathcal{M} of the countably infinite set of matrices $\bigcup_{n \geq 0} A^n$. Thereafter, abstract acceleration simply applies \mathcal{M} to X .

The following example illustrates the first step.

EXAMPLE 2 (Exponential 1/4). *We consider the program*

$$\text{while}(\text{true}) \{ \ x=1.5*x; \ y=y+1 \}$$

of which Fig. 3 depicts some trajectories. After homogenization, the loop’s semantic function is

$$G = \begin{pmatrix} 0 & 0 & 0 \end{pmatrix} \rightarrow A = \begin{pmatrix} 1.5 & 0 & 0 \\ 0 & 1 & 1 \\ 0 & 0 & 1 \end{pmatrix}$$

Here, it is easy to obtain a closed-form symbolic expression of A^n :

$$A^n = \begin{pmatrix} 1.5^n & 0 & 0 \\ 0 & 1 & n \\ 0 & 0 & 1 \end{pmatrix}$$

The idea for approximating $\bigcup_{n \geq 0} A^n$ is to consider a set of matrices of the form

$$\mathcal{M} = \left\{ \begin{pmatrix} m_1 & 0 & 0 \\ 0 & 1 & m_2 \\ 0 & 0 & 1 \end{pmatrix} \mid \varphi_{\mathcal{M}}(m_1, m_2) \right\}$$

with $\varphi_{\mathcal{M}}$ a linear assertion in a template domain such that $\forall n \geq 0 : A^n \subseteq \mathcal{M}$. Using an octagonal template, for instance, the following assertion satisfies the condition above:

$$\varphi_{\mathcal{M}} : \begin{cases} m_1 \in [1, +\infty] = [\inf_{n \geq 0} 1.5^n, \sup_{n \geq 0} 1.5^n] \\ m_2 \in [0, +\infty] = [\inf_{n \geq 0} n, \sup_{n \geq 0} n] \\ m_1 + m_2 \in [1, +\infty] = [\inf_{n \geq 0} (1.5^n + n), \sup_{n \geq 0} (1.5^n + n)] \\ m_1 - m_2 \in [0.25, +\infty] = [\inf_{n \geq 0} (1.5^n - n), \sup_{n \geq 0} (1.5^n - n)] \end{cases}$$

These constraints actually define the smallest octagon on entries m_1, m_2 that makes \mathcal{M} an overapproximation of $A^* = \{A^n \mid n \geq 0\}$. It is depicted in Fig. 3. The technique to evaluate the non-linear inf and sup expressions above is described in §5.2.

This is the first important idea of the paper. §4 formalizes the notion of abstract matrices, whereas §5 will exploit the Jordan normal form of A to effectively compute $\alpha(A^*)$ for any matrix A , *i.e.* to accelerate the loop body.

Applying the abstraction to acceleration The next step is to apply the matrix abstraction $\mathcal{M} = \alpha(A^*)$ to an abstract element X . For illustration, assume that both \mathcal{M} and X are defined by linear assertions $\varphi_{\mathcal{M}}$ and φ_X from the polyhedral domain or some sub-polyhedral domains. Applying the set of matrices \mathcal{M} to X amounts to computing (an approximation of)

$$\left\{ \begin{pmatrix} m_1 & 0 & 0 \\ 0 & 1 & m_2 \\ 0 & 0 & 1 \end{pmatrix} \begin{pmatrix} x \\ y \\ 1 \end{pmatrix} \mid \varphi_{\mathcal{M}}(m_1, m_2) \wedge \varphi_X(x, y) \right\} \quad (3)$$

This is not trivial, as the matrix multiplication generates bilinear expressions. §4 proposes a general approach for performing the abstract multiplication. The result of the procedure is illustrated by the example that follows:

EXAMPLE 3 (Exponential 2/4). *Assume that in Ex. 2 and Eqn. (3), $\varphi_X = (x \in [1, 3] \wedge y \in [1, 2])$. We compute the abstract matrix multiplication*

$$\mathcal{M}X = \left\{ \begin{pmatrix} m_1 \cdot x \\ 1 + m_2 \cdot y \\ 1 \end{pmatrix} \mid \begin{array}{l} 1 \leq x \leq 3 \wedge 0 \leq y \leq 2 \\ m_1 \geq 1 \wedge m_2 \geq 0 \\ m_1 - m_2 \geq 0.25 \end{array} \wedge \right\}$$

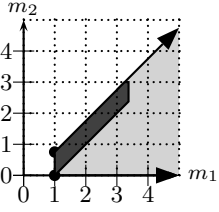


Figure 3. Octagons defined by $\varphi_{\mathcal{M}}$ in Example 2 (light gray), and by $\varphi_{\mathcal{M}'}$ in Ex. 5 (dark gray).

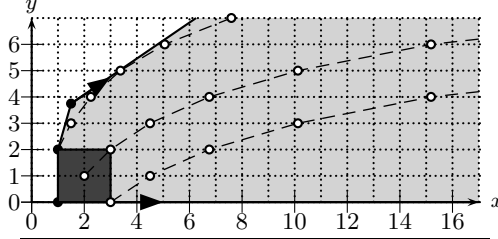


Figure 4. Trajectories (dashed) starting from (1, 2), (2, 1) and (3, 0) in Ex. 2, initial set of states X (dark gray), and invariant Y approximating A^*X (light gray) in Ex. 3.

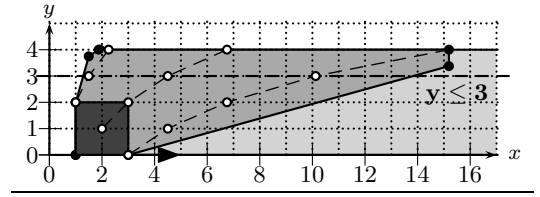


Figure 5. Initial set of states X (dark gray), invariant Y approximating $(G \rightarrow A)^*(X)$ in Ex. 4 (light gray), and the better invariant Z (medium gray) discovered in Ex. 5 by exploiting the number of iterations.

$$\subseteq \left\{ \begin{pmatrix} x' \\ y' \\ 1 \end{pmatrix} \mid \begin{array}{l} x' \geq 1 \wedge y' \geq 0 \\ x' - 1.5y' \geq -4.125 \\ 3.5x' - y' \geq 1.5 \end{array} \wedge \right\} = Y$$

where Y is the result obtained by the method described in §4 and is depicted in Fig. 4.

Handling Guards We consider loops of the form $\tau = G \rightarrow A$ and illustrate how the loop condition (guard) G is handled. A simple approach takes the guard into account after the fixpoint of the loop without guard is computed:

$$(G \rightarrow A)^*(X) \subseteq X \sqcup (G \rightarrow A) \circ (G \rightarrow A^*)(X)$$

which is then abstracted with $X \sqcup (G \rightarrow A) \circ (G \rightarrow \alpha(A^*))(X)$. However, such an approach is often unsatisfactory.

EXAMPLE 4 (Exponential 3/4). We add the guard $y \leq 3$ to our running Ex. 2. Using the approximation above with X as in Ex. 3, we obtain the invariant Y depicted in Fig. 5. In this result y is bounded but x remains unbounded.

Our idea is based on the observation that the bound on y induced by the guard implies a bound N on the maximum number of iterations for any initial state in X . Once this bound is known, we can exploit the knowledge $\tau^*(X) = \bigcup_{n=0}^N \tau^n(X)$ and consider the better approximation

$$(G \rightarrow A)^*(X) \subseteq X \sqcup (G \rightarrow A) \circ \left(G \rightarrow \alpha \left(\bigcup_{n=0}^{N-1} A^n \right) \right) (X)$$

The set of matrices $\bigcup_{n=0}^{N-1} A^n$ is then approximated in the same way as A^* in §3. We could perform an iterative computation for small N , however, a polyhedral analysis without widening operator is intractably expensive for hundreds or thousands iterations, while our method is both, precise and efficient.

EXAMPLE 5 (Exponential 4/4). In our running example, it is easy to see that the initial condition $y_0 \in [0, 2]$ together with the guard $y \leq 3$ implies that the maximum number of iteration is $N = 4$.

Thus, we can consider the set of matrices $\mathcal{M}' = \alpha \left(\bigcup_{n=0}^{N-1} A^n \right)$ defined by the following assertion satisfies the condition $\varphi_{\mathcal{M}'}$ above:

$$\begin{cases} m_1 \in [1, 3.375] = \left[\inf_{0 \leq n \leq 3} 1.5^n, \sup_{0 \leq n \leq 3} 1.5^n \right] \\ m_2 \in [0, 3] = \left[\inf_{0 \leq n \leq 3} n, \sup_{0 \leq n \leq 3} n \right] \\ m_1 + m_2 \in [1, 6.375] = \left[\inf_{0 \leq n \leq 3} (1.5^n + n), \sup_{0 \leq n \leq 3} (1.5^n + n) \right] \\ m_1 - m_2 \in [0.25, 1] = \left[\inf_{0 \leq n \leq 3} (1.5^n - n), \sup_{0 \leq n \leq 3} (1.5^n - n) \right] \end{cases}$$

which is depicted in Fig. 3. Using the formula above, we obtain the invariant Z depicted in Fig. 5, which is much more precise than the invariant Y discovered with the simple technique.

§6 presents the technique for over-approximating the number of iterations of a loop where the guard G is a general linear assertion, A is any matrix and X any polyhedron. This is the third main contribution of the paper.

An Illustrative Comparison The capability of our method to compute over-approximations of the reachable state space goes beyond state-of-the-art invariant inference techniques. The following table lists the bounds obtained on the variables of the thermostat of Ex. 1, Fig. 2 for some competing techniques:

INTERPROC [22]	ASTRÉE [4]	STING [7, 36]	this paper
heating:			
$16 \leq t$	$16 \leq t \leq 22.5$	$16 \leq t \leq 22.5$	$16 \leq t \leq 22.5$
$0 \leq time$	$0 \leq time$	$0 \leq time \leq 13$	$0 \leq time \leq 9.76$
cooling:			
$t \leq 22.5$	$17.75 \leq t \leq 22.5$	$17.75 \leq t \leq 22.5$	$17.75 \leq t \leq 22.5$
$0 \leq time$	$0 \leq time$	$0 \leq time \leq 19$	$0 \leq time \leq 12.79$

There are many other invariant generation techniques and tools for linear systems (see §8). Many approaches sacrifice precision for speed, and therefore are inaccurate on the type of linear loops considered here. Other, more specialized approaches require conditions such as Lyapunov-stability, diagonalizability of the matrix, polynomial behavior (nilpotency or monoidal property), or handle only integer loops.

Outline of the rest of the paper The rest of the paper develops the ideas illustrated in this section. §4 formalizes the notion of matrix abstract domains and presents a technique for the abstract matrix multiplication operation. §5 shows how to approximate the set of matrices $A^* = \bigcup_{n \geq 0} A^n$ for any square matrix A in order to accelerate loops without guards. §6 presents a technique for taking the guard of loops into account by approximating N , the maximum number of iterations possible from a given set of initial states. §7 presents the experimental evaluation on various kinds of linear loops, possibly embedded into outer loops. §8 discusses related work and §9 concludes.

4. Matrix abstract domains

In this section we present abstract domains for matrices. We will use abstract matrices to represent the accelerated abstract transformer of a linear loop. Hence, the main operation on abstract matrices we use in this paper is abstract matrix multiplication (§4.2).

4.1 Extending abstract domains from vectors to matrices

We abstract sets of square matrices in $\mathbb{R}^{p \times p}$ by viewing them as vectors in \mathbb{R}^{p^2} and by reusing known abstract domains over vectors. However, since the concrete matrices we will be dealing with belong to subspaces of $\mathbb{R}^{p \times p}$, we first introduce *matrix shapes* that allow us to reduce the number of entries in abstract matrices.

DEFINITION 3 (Matrix shape). A matrix shape $\Psi : \mathbb{R}^m \rightarrow \mathbb{R}^{p \times p}$ is a bijective, linear map from m -dimensional vectors to $p \times p$ square matrices. Intuitively, matrix shapes represent matrices whose entries are linear (or affine) combinations of $m > 0$ entries.

EXAMPLE 6. In Ex. 2, we implicitly considered the matrix shape $\Psi : \mathbb{R}^2 \rightarrow \text{Mat}_{\Psi} \subseteq \mathbb{R}^{3 \times 3}$

$$\begin{pmatrix} m_1 \\ m_2 \end{pmatrix} \mapsto \begin{pmatrix} m_1 & 0 & 0 \\ 0 & 1 & m_2 \\ 0 & 0 & 1 \end{pmatrix}$$

The set $\text{Mat}_{\Psi} = \{\Psi(\vec{m}) \mid \vec{m} \in \mathbb{R}^m\}$ represents all possible matrices that can be formed by any vector \vec{m} . It represents a subspace of the vector space of all matrices.

A matrix shape Ψ induces an isomorphism between \mathbb{R}^m and Mat_{Ψ} : $\Psi(a_1\vec{m}_1 + a_2\vec{m}_2) = a_1\Psi(\vec{m}_1) + a_2\Psi(\vec{m}_2)$.

Abstract domain for matrices are constructed by (a) choosing an abstract domain for vectors \vec{m} and (b) specifying a matrix shape Ψ . Given an abstract domain A for vectors \vec{m} (eg, the polyhedral domain) and a shape Ψ , the corresponding matrix abstract domain defines a domain over subsets of Mat_{Ψ} .

EXAMPLE 7. Recall the matrix shape $\Psi : \mathbb{R}^2 \rightarrow \text{Mat}_{\Psi} \subseteq \mathbb{R}^{3 \times 3}$ from Ex. 6. Consider the octagon $P = (m_1 \geq 1 \wedge m_2 \geq 0 \wedge m_1 + m_2 \geq 1 \wedge m_1 - m_2 \geq 0.25) \in \text{Oct}(\mathbb{R}^2)$. Together they represent an abstract matrix (P, Ψ) which represents the set of matrices:

$$\left\{ \left(\begin{array}{ccc|l} m_1 & 0 & 0 & m_1 \geq 1, m_2 \geq 0, \\ 0 & 1 & m_2 & m_1 + m_2 \geq 1, \\ 0 & 0 & 1 & m_1 - m_2 \geq 0.25 \end{array} \right) \right\}.$$

DEFINITION 4 (Abstract domain for matrices induced by Ψ). Let $A \subseteq \wp(\mathbb{R}^m)$ be an abstract domain for m -dimensional vectors ordered by set inclusion and with the abstraction function $\alpha_A : \wp(\mathbb{R}^m) \rightarrow A$. Then, $\Psi(A)$ ordered by set inclusion is an abstract domain for $\wp(\text{Mat}_{\Psi})$ with the abstraction function

$$\alpha_{\Psi(A)}(\mathcal{M}) = \Psi \circ \alpha_A \circ \Psi^{-1}(\mathcal{M}).$$

Note that since Ψ is an isomorphism: the lattices A and $\Psi(A)$ can be shown to be isomorphic. For generality, the base domain A can be an arbitrary abstract domain for the data type of the matrix entries. In our examples, we specifically discuss common numerical domains such as convex polyhedra, intervals, octagons and templates.

4.2 Abstract matrix multiplication

We investigate now the problem of convex polyhedra matrix multiplication, motivated by the need for applying an acceleration $\alpha(A^*)$ to an abstract property X as shown in §3.

The problem. We consider two convex polyhedra matrices $\mathcal{M}_s = \Psi_s(P_s)$. We aim at computing an approximation of

$$\mathcal{M} = \mathcal{M}_1 \mathcal{M}_2 = \{M_1 M_2 \mid M_1 \in \mathcal{M}_1 \wedge M_2 \in \mathcal{M}_2\} \quad (4)$$

under the form of a convex polyhedron on the coefficients of the resulting matrix. Observe that \mathcal{M} may be non-convex as shown by the following example.

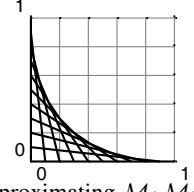
EXAMPLE 8. Consider the two abstract matrices

$$\mathcal{M}_1 = \left\{ \begin{pmatrix} 1-m & 0 \\ 0 & m \end{pmatrix} \mid m \in [0, 1] \right\}, \quad \mathcal{M}_2 = \left\{ \begin{pmatrix} 1-n \\ n \end{pmatrix} \mid n \in [0, 1] \right\}$$

We have

$$\mathcal{M}_1 \mathcal{M}_2 = \left\{ \begin{pmatrix} (1-m)(1-n) \\ mn \end{pmatrix} \mid m \in [0, 1] \wedge n \in [0, 1] \right\}$$

This corresponds to the well-known non-convex set of points $x \in [0, 1] \wedge y \in [0, 1] \wedge (x-y)^2 + 1 \geq 2(x+y)$, depicted to the right.



We may follow at least two approaches for approximating $\mathcal{M}_1 \mathcal{M}_2$:

- Either we consider the constraint representations of \mathcal{M}_1 and \mathcal{M}_2 , and we resort to optimization techniques to obtain a template polyhedra approximation of the product;
- Or we consider their generator representations to obtain a convex polyhedron approximating the product.

We opted in this paper for the second, i.e. the generator approach, which leads to more accurate results:

- it delivers general convex polyhedra, more expressive than template polyhedra obtained by optimization;
- it computes the best correct approximation in the convex polyhedra domain for bounded matrices (Thm. 1 below), whereas in the constraint approach the exact optimization problem involves bilinear expressions (see Eqn. (3) or Ex. 8) and must be relaxed in practice.

Multiplying abstract matrices using generators. Given two finite sets of matrices $X = \{X_1, \dots, X_m\}$ and $Y = \{Y_1, \dots, Y_k\}$ we write $X \otimes Y$ to denote the set

$$X \otimes Y = \{X_i Y_j \mid X_i \in X, Y_j \in Y\}$$

If \mathcal{M}_s is expressed as a system of matrix vertices $V_s = (V_{s,i_s})$ and matrix rays $R_s = (R_{s,j_s})$, $s = 1, 2$, then

$$\mathcal{M}_s = \left\{ \sum_{i_s} \lambda_{i_s} V_{s,i_s} + \sum_{j_s} \mu_{j_s} R_{s,j_s} \mid \begin{array}{l} \lambda_{i_s}, \mu_{j_s} \geq 0 \\ \sum_{i_s} \lambda_{i_s} = 1 \end{array} \right\}$$

and Eqn. (4) can be rewritten

$$\mathcal{M} = \mathcal{M}_1 \mathcal{M}_2 = \left\{ \begin{array}{l} \sum_{i_1, i_2} \lambda_{1,i_1} \lambda_{2,i_2} V_{1,i_1} V_{2,i_2} \\ + \sum_{i_1, j_2} \lambda_{1,i_1} \mu_{2,j_2} V_{1,i_1} R_{2,j_2} \\ + \sum_{i_2, j_1} \mu_{1,j_1} \lambda_{2,i_2} R_{1,j_1} V_{2,i_2} \\ + \sum_{j_1, j_2} \mu_{1,j_1} \mu_{2,j_2} R_{1,j_1} R_{2,j_2} \end{array} \mid \begin{array}{l} \lambda_{1,i_1}, \mu_{1,j_1} \geq 0 \\ \lambda_{2,i_2}, \mu_{2,j_2} \geq 0 \\ \sum_{i_1} \lambda_{1,i_1} = 1 \\ \sum_{i_2} \lambda_{2,i_2} = 1 \end{array} \right\} \quad (5)$$

We obtain the following result:

THEOREM 1. Let \mathcal{M}_1 and \mathcal{M}_2 be two abstract matrices expressed as a system of vertices and rays: V_1, R_1 for \mathcal{M}_1 and V_2, R_2 for \mathcal{M}_2 . The matrix polyhedron $\tilde{\mathcal{M}}$ defined by the set of vertices $V = V_1 \otimes V_2$

and the set of rays

$$R = (V_1 \otimes R_2) \cup (R_1 \otimes V_2) \cup (R_1 \otimes R_2)$$

is an overapproximation of $\mathcal{M} = \mathcal{M}_1 \mathcal{M}_2$.

Moreover, if \mathcal{M}_1 and \mathcal{M}_2 are bounded, i.e. if $R_1 = R_2 = \emptyset$, then $\tilde{\mathcal{M}}$ is the smallest polyhedron matrix containing \mathcal{M} .

PROOF. For the first part of the theorem, we observe that in Eqn. (5), $\sum_{i_1, i_2} \lambda_{1,i_1} \lambda_{2,i_2} = 1$ and the other similar sums are positive and unbounded. Hence

$$\mathcal{M} \subseteq \tilde{\mathcal{M}} = \left\{ \begin{array}{l} \sum_{i_1, i_2} \lambda'_{1,i_1} \lambda'_{2,i_2} V_{1,i_1} V_{2,i_2} \\ + \sum_{i_1, j_2} \mu'_{1,i_1} \mu'_{2,j_2} V_{1,i_1} R_{2,j_2} \\ + \sum_{i_2, j_1} \mu'_{j_1, i_2} R_{1,j_1} V_{2,i_2} \\ + \sum_{j_1, j_2} \mu'_{j_1, j_2} R_{1,j_1} R_{2,j_2} \end{array} \mid \begin{array}{l} \lambda'_{1,i_1}, \lambda'_{2,i_2} \geq 0 \\ \mu'_{1,i_1}, \mu'_{2,j_2} \geq 0 \\ \mu'_{j_1, i_2}, \mu'_{j_1, j_2} \geq 0 \\ \sum_{i_1, i_2} \lambda'_{1,i_1} \lambda'_{2,i_2} = 1 \end{array} \right\}$$

which proves the first statement. Now assume that $R_1 = R_2 = \emptyset$, which means that both \mathcal{M}_1 and \mathcal{M}_2 are bounded and that $R = \emptyset$. We will show that all the generator vertices of $\tilde{\mathcal{M}}$ belong to \mathcal{M} , hence any of their convex combination (i.e. any element of $\tilde{\mathcal{M}}$) belongs to the convex closure of \mathcal{M} : Consider the generator vertex

$V_{1,i_1} V_{2,i_2} \in V$ of $\widetilde{\mathcal{M}}$. By taking in Eqn. (5) $\lambda_{s,i_s} = 1$ and $i'_s \neq i_s \implies \lambda_{s,i'_s} = 0$ for $s = 1, 2$, we obtain that $V \in \mathcal{M}$. \square

EXAMPLE 9. In Ex. 3, we multiplied the unbounded set of matrices \mathcal{M} depicted in Fig. 3 and defined by 2 vertices and 2 rays by the bounded set of vectors X depicted in Fig. 4 and generated by 4 vertices, which resulted in the convex polyhedra Y depicted in Fig. 4 which is generated by 3 vertices and 2 rays (we omit redundant generators).

Regarding complexity, this operation is quadratic w.r.t. the number of generators, which is itself exponential in the worst-case w.r.t. the number of constraints. In practice, we did not face complexity problems in our experiments, apart from the high-dimensional *convoyCar3* example described in §7.

Observe that by using generators and applying Thm. 1, we lose information about matrix shapes. In our case, we will perform only abstract matrix-vector multiplication, hence the number of entries of the product matrix (actually a vector) will be the dimension of the space \mathbb{R}^p . The multiplication of an abstract matrix \mathcal{M} and a concrete matrix R ($\mathcal{M}R$ or $R\mathcal{M}$) can be computed exactly by considering the generators of \mathcal{M} .

5. Abstract acceleration of loops without guards

In this section, we consider loops of the form

$$\text{while}(\text{true})\{\vec{x} := A\vec{x}\}$$

Given an initial set of states X at the loop head, the least inductive invariant at loop head is

$$A^*X = \{A^n X \mid n \geq 0, n \in \mathbb{Z}\}.$$

Our goal is to compute a template polyhedra matrix \mathcal{M} such that

$$\alpha_T(A^*) \sqsubseteq \mathcal{M}$$

given a template T on the coefficients of the matrices $M \in A^*$.

The key observation underlying our approach uses a well-known result from matrix algebra. Any square matrix A can be written in a special form known as the Jordan normal form using a change of basis transformation R :

$$A = R^{-1}JR \text{ and } J = RAR^{-1}$$

such that for any n

$$A^n = R^{-1}J^nR \text{ and } J^n = RA^nR^{-1}.$$

As a result, instead of computing an abstraction of the set

$$A^* = \{I, A, A^2, A^3, \dots\}$$

we will abstract the set

$$J^* = \{I, J, J^2, J^3, \dots\}.$$

1. The block diagonal structure of J allows us to *symbolically* compute the coefficients of J^n as a function of n . §5.1 presents details on the Jordan form and the symbolic representation of J^n .
2. The form of J immediately dictates the matrix shape $\Psi(\vec{m})$ and the matrix subspace Mat_Ψ containing J^* .
3. We then consider a fixed set T of *linear template expressions* over \vec{m} . We use asymptotic analysis to compute bounds on each expression in the template. §5.2 explains how this is computed.
4. Once we have computed an abstraction $\mathcal{M} \sqsupseteq \alpha(J^*)$, we will return into the original basis by computing $R^{-1}\mathcal{M}R$ to obtain an abstraction for A^* , which is the desired loop acceleration.

In this section, we assume arbitrary precision numerical computations. The use of finite precision computations is addressed in §7.

5.1 The real Jordan normal form of a matrix

A classical linear algebra result is that any matrix $A \in \mathbb{R}^{p \times p}$ can be transformed in a *real Jordan normal form* by considering

an appropriate basis [28]:

$$A = R^{-1} \left(\underbrace{\text{Diag}[J_1 \dots J_r]}_{\substack{J_1 \\ \vdots \\ J_r}} \right) R, \quad J_s \triangleq \begin{pmatrix} 0 & 1 & & p_s-1 \\ \Lambda_s & I & & \\ & & \ddots & \\ & & & \Lambda_s & I \\ & & & & \Lambda_s \end{pmatrix}$$

with $\Lambda_s = \lambda_s$ and $I = 1$

if λ_s is a real eigenvalue of M ,

$$\text{or } \Lambda_s = \begin{pmatrix} \lambda_s \cos \theta_s & -\lambda_s \sin \theta_s \\ \lambda_s \sin \theta_s & \lambda_s \cos \theta_s \end{pmatrix} \text{ and } I = \begin{pmatrix} 1 & 0 \\ 0 & 1 \end{pmatrix}$$

if $\lambda_s e^{i\theta_s}$ and $\lambda_s e^{-i\theta_s}$ are complex conjugate eigenvalues of M , with $\lambda_s > 0$ and $\theta_s \in [0, \pi]$.

The Jordan form is useful because we can write a closed-form expression for its n^{th} power $J^n = \text{Diag}[J_1^n \dots J_r^n]$. Each block J_s^n is given by

$$J_s^n = \begin{pmatrix} \Lambda_s^n & \binom{n}{1} \Lambda_s^{n-1} & \dots & \binom{n}{p_s-1} \Lambda_s^{n-p_s+1} \\ & \Lambda_s^n & \binom{n}{1} \Lambda_s^{n-1} & \vdots \\ & & \ddots & \binom{n}{1} \Lambda_s^{n-1} \\ & & & \Lambda_s^n \end{pmatrix} \quad (6)$$

$$\text{and } \Lambda_s^n = \lambda_s^n (1) \quad \text{or} \quad \lambda_s^n \begin{pmatrix} \cos n\theta_s & -\sin n\theta_s \\ \sin n\theta_s & \cos n\theta_s \end{pmatrix}$$

with the convention that $\binom{n}{k} \lambda_s^{n-k} = 0$ for $k > n$.

Hence, coefficients of J_s^n have the general form

$$\varphi[\lambda, \theta, r, k](n) = \binom{n}{k} \lambda^{n-k} \cos((n-k)\theta - r\frac{\pi}{2}) \quad (7)$$

with $\lambda \geq 0$, $\theta \in [0, \pi]$, $r \in \{0, 1\}$ and $k \geq 0$, in which $r = 1$ enables converting the cosine into a sine. The precise expressions for λ, θ, r, k as functions of the position i, j in the matrix J are omitted here to preserve the clarity of presentation.

Next, we observe that the closed form J_s^n specifies the required shape $\Psi_s(\vec{m}_s)$ for abstracting J_s^n for all $n \geq 0$. For instance, if λ_s is a real eigenvalue, we have

$$\Psi_s : \begin{pmatrix} m_0 \\ \vdots \\ m_{p_s-1} \end{pmatrix} \mapsto \begin{pmatrix} m_0 & m_1 & \dots & m_{p_s-1} \\ & m_0 & m_1 & \vdots \\ & & \ddots & m_1 \\ & & & m_0 \end{pmatrix}$$

Likewise, $\Psi(\vec{m})$ for the entire matrix J^n is obtained by the union of the parameters for each individual J_s^n .

PROPOSITION 1. *Given the structure of the real Jordan normal form J , we may fix a matrix shape $\Psi(\vec{m})$ such that $J^* = \{I, J, J^2, \dots\} \subseteq \text{Mat}_\Psi$ and $\vec{m} \in \mathbb{R}^m$ with $m \leq p$, where p is the dimension of the square matrix J .*

Hence, we will work in a matrix subspace, the dimension of which is less than or equal to the number of variables in the loop. This reduction of dimensions using matrix shapes is absolutely essential for our technique to be useful in practice.

5.2 Abstracting J^* within template polyhedron matrices

The principle. Let us fix a template expression matrix $T \in \mathbb{R}^{q \times m}$ composed of linear expressions $\{T_1, \dots, T_q\}$ on parameters \vec{m} . Knowing the symbolic form of each J^n , we obtain a symbolic form $\vec{m}(n) = \Psi^{-1}(J^n)$ for parameters \vec{m} , hence a symbolic form for linear expressions $e_j(n) = T_j \cdot \vec{m}(n)$. By deriving an upper bound

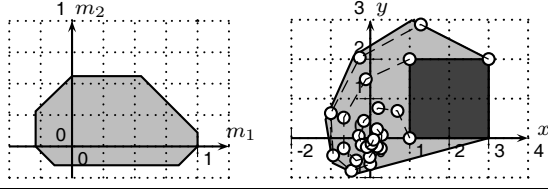


Figure 6. On the left-hand side, the octagon on the two non-constant coefficients of the matrices $A^n, n \geq 0$ of Ex. 10, that defines the approximation $\mathcal{M} \supseteq \{A^n \mid n \geq 0\}$. On the right-hand side, the image $\alpha(\mathcal{M}X)$ in light gray of the box X in dark gray by the set \mathcal{M} using the method of §4.2.

u_j for each $e_j(n), n \geq 0$, we obtain a sound approximation of the set $\{\bar{m}(n) \mid n \geq 0\}$, and hence of J^* .

THEOREM 2 (Abstracting J^* in template polyhedron matrices). *The template polyhedron matrix*

$$\alpha_T(J^*) \triangleq \Psi([T\bar{m} \leq \bar{u}]) \text{ with } \bar{u} = \sup_{n \geq 0} T\bar{m}(n)$$

is the best correct overapproximation of J^* in the template polyhedra matrix domain defined by T . Moreover, any $\bar{u}' \geq \bar{u}$ defines a correct approximation of J^* .

PROOF. $J^* = \bigcup_{n \geq 0} J^n = \bigcup_{n \geq 0} \Psi(\bar{m}(n)) = \Psi(\{\bar{m}(n) \mid n \geq 0\})$. Considering the matrix T and referring to §2.3,

$$\begin{aligned} \alpha_T(\{\bar{m}(n) \mid n \geq 0\}) &= \{\bar{m} \mid T\bar{m} \leq \sup_{\bar{m} \in \{\bar{m}(n) \mid n \geq 0\}} T\bar{m}\} \\ &= \{\bar{m} \mid T\bar{m} \leq \sup_{n \geq 0} T\bar{m}(n)\} = \{\bar{m} \mid T\bar{m} \leq \bar{u}\} \end{aligned}$$

□

The approximation of the set of matrices J^* reduces thus to the computation of an upper bound for the expressions $e_j(n)$.

Computing upper bounds. To simplify the analysis, we restrict template expressions T_j to involve at most 2 parameters from \bar{m} . As each parameter/coefficient m_k in matrix J^n is of the form of Eqn. (7), we have to compute an upper bound for expressions of the form

$$\begin{aligned} \mu_1 \binom{n}{k_1} \lambda_1^{n-k_1} \cos((n-k_1)\theta_1 - r_1 \frac{\pi}{2}) \\ + \mu_2 \binom{n}{k_2} \lambda_2^{n-k_2} \cos((n-k_2)\theta_2 - r_2 \frac{\pi}{2}) \end{aligned} \quad (8)$$

with $\mu_1, \mu_2 \in \mathbb{R} \wedge \mu_1 \neq 0$. Computing bounds on this expression is at the heart of our technique. However, the actual derivations are tedious and do not contribute to the main insights of our approach. Hence we omit the detailed derivations, and refer to the extended version [23] for details. The main properties of the technique we implemented are that it computes

- exact bounds if the two involved eigenvalues are real ($\theta_1, \theta_2 \in \{0, \pi\}$);
- exact bounds in reals if $\theta_1 = \theta_2 \wedge k_1 = k_2 = 0 \vee \mu_2 = 0$, and “reasonable” bounds if $k_1 = k_2 = 0$ is replaced by $k_1 > 0 \vee k_2 > 0$;
- no interesting bounds otherwise (because they are just the linear combination of the bounds found for each term).

Concerning the choice of template expressions in our implementation, we fix a parameter ℓ and we consider all the expressions of the form (cf. “logahedra” [20])

$$\pm \alpha m_i \pm (1-\alpha)m_j \text{ with } \alpha = \frac{k}{2^\ell}, 0 \leq k \leq 2^\ell, \quad (9)$$

The choice of $\ell = 1$ corresponds to octagonal expressions.

Examples. In Ex. 3 and Fig. 3 we showed the approximation of a set A^* using octagonal template expression, with the matrix A being a Jordan normal form with real eigenvalues 1.5 and 1. For

instance, consider the expression $m_2 - m_1 = n - 1.5^n$ in Example 2, which falls in the first case above. We look at the derivative of the function $f(x) = x - 1.5^x$, we infer that $\forall x \geq 3.6 : f'(x) < 0$ by linearizing appropriately $f'(t)$, hence we can compute the least upper bound as $\max\{f(n) \mid 0 \leq n \leq 4\}$.

Next, we give another example with complex eigenvalues.

EXAMPLE 10. Take $a = 0.8 \cos \theta$ and $b = 0.8 \sin \theta$ with $\theta = \pi/6$. and consider the loop `while(true){x'=a*x-b*y; y=a*x+b*y; x=x'}`. The trajectories (see Fig. 6 (right)) of this loop follow an inward spiral. The loop body transformation is

$$A = \begin{pmatrix} 0.8 \cos \theta & -0.8 \sin \theta & 0 \\ 0.8 \sin \theta & 0.8 \cos \theta & 0 \\ 0 & 0 & 1 \end{pmatrix}$$

with A already in real Jordan normal form. The matrix subspace containing A^* is of the form $M = \begin{pmatrix} m_1 & -m_2 & 0 \\ m_2 & m_1 & 0 \\ 0 & 0 & 1 \end{pmatrix}$. We have

$m_1(n) = 0.8^n \cos n\theta$ and $m_2(n) = 0.8^n \sin n\theta$; applying our bounding technique on octagonal template constraints on \bar{m} , we obtain an approximation \mathcal{M} of A^* defined by the constraints

$$\begin{cases} m_1 \in [-0.29, 1.00] & m_1 + m_2 \in [-0.29, 1.12] \\ m_2 \in [-0.15, 0.56] & m_1 - m_2 \in [-0.57, 1.00] \end{cases}$$

Consider, for example, the expression $m_1 + m_2 = 0.8^n (\cos n\theta + \sin n\theta)$ in Example 10 below, which falls into the second case above ($\theta_1 = \theta_2 \wedge k_1 = k_2 = 0 \vee \mu_2 = 0$). We first rewrite it as $f(x) = 0.8^x \sqrt{2} \sin(x\theta + \frac{\pi}{4})$. The term 0.8^x being decreasing, the least upper bound of f in reals is in the range $x \in [0, \pi/4\theta]$. Hence we can consider the upper bound $\max\{f(n) \mid 0 \leq n \leq \lceil \pi/4\theta \rceil\}$.

The possible values (m_1, m_2) are plotted in Fig. 6 (right). Assuming an initial set $X : x \in [1, 3] \wedge y \in [0, 2]$, we compute $\alpha(\mathcal{M}X)$ to be the polyhedron depicted in Fig. 6 (right).

In this section, we have described the computation of a correct approximation \mathcal{M} of J^* in the template polyhedron domain, from which we can deduce a correct approximation $R^{-1}\mathcal{M}R$ of $A^* = R^{-1}J^*R$. Applying Thm. 1, we are thus able to approximate the set A^*X of reachable states at the head of a linear loop `while(true){x̄ := Ax̄}` with the expression $(R^{-1}\mathcal{M}R) \otimes X$, where X is a convex polyhedron describing the initial states.

6. Abstract acceleration of loops with guards

In this section, we consider loops of the form

$$\text{while}(G\bar{x} \leq 0)\{\bar{x} := A\bar{x}\}$$

modeled by the semantic function $G \rightarrow A$, as explained in §2. Given an initial set of states X , we compute an over-approximation of $Y = (G \rightarrow A)^*(X)$ using a convex polyhedral domain, which after unfolding is expressed as

$$Y = X \cup \bigcup_{n \geq 1} \left(\left(\bigwedge_{0 \leq k \leq n-1} GA^k \right) \rightarrow A^n \right) (X) \quad (10)$$

The unfolding effectively computes the pre-condition of the guard G on the initial state X as GA^k .

6.1 The simple technique

The expression $(G \rightarrow A)^*$ unfolded in Eqn. (10) is too complex to be accelerated precisely. A simple technique to approximate it safely is to exploit the following inclusion:

PROPOSITION 2. For any set X and linear transformation $G \rightarrow A$,

$$(G \rightarrow A)^* \subseteq id \cup \left(\underbrace{(G \rightarrow A)}_{\text{finally, take into account the guard}} \circ (G \rightarrow \underbrace{A^*}_{\text{acceleration without guard}}) \right) \quad (11)$$

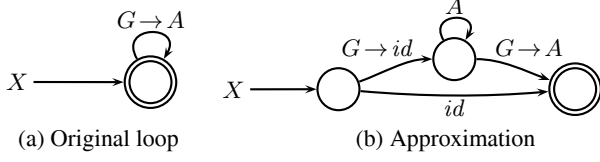


Figure 7. Original loop and approximation in term of invariant in accepting (double-lined) location, illustrating Prop. 2.

Fig. 7 illustrates graphically Prop. 2: the invariant attached to the accepting location of Fig. 7(a) is included in the invariant attached to the accepting location of Fig. 7(b). It is interesting to point out the fact that the abstract acceleration techniques described in [18, 39] make assumptions on the matrix A and exploit convexity arguments so that the inclusion (11) becomes an equality. The idea behind Prop. 2 is applied to matrix abstract domains to yield Prop. 3:

PROPOSITION 3. *Let $A = R^{-1}JR$ with J a real Jordan normal form, T a template expression matrix, $\mathcal{M} = R^{-1}\alpha_T(J^*)R$ and X a convex polyhedron, then $(G \rightarrow A)^*(X)$ can be approximated by the convex polyhedron*

$$X \sqcup (G \rightarrow A)(\mathcal{M} \otimes (X \cap G)) \quad (12)$$

This approach essentially consists of partially unfolding the loop, as illustrated by Fig. 7(b), and reusing abstract acceleration without guard. However, since the guard is only taken into account *after* the actual acceleration, precision is lost regarding the variables that are not constrained by the guard. Ex. 4 and Figures 4 and 5 in §3 illustrate this weakness: y is constrained by the guard, whereas x remains unbounded.

6.2 Computing and exploiting bounds on the number of iterations.

To overcome the above issue, we propose a solution based on finding the maximal number of iterations N of the loop for any initial state in X , and then to abstract the set of matrices $\{A^0, \dots, A^N\}$ instead of the set A^* . The basic idea is that if there exists $N \geq 0$ such that $A^N X \cap G = \emptyset$, then N is an upper bound on the number of iterations of the loop for any initial state in X . Bounding the number of iterations is a classical problem in termination analysis, to which our general approach provides a new, original solution.

The following theorem formalizes this idea: We assume now a guarded linear transformation $G \rightarrow J$ where J is already a Jordan normal form.

THEOREM 3. *Given a set of states X , a template expression matrix T and the set of matrix $\mathcal{M} = \alpha_T(J^*)$, we define*

$$\begin{aligned} \mathcal{G} &= \mathcal{M} \cap \{M \mid \exists \vec{x} \in (X \cap G) : GM\vec{x} \leq 0\} \\ N &= \min\{n \mid J^n \notin \mathcal{G}\} \end{aligned}$$

with the convention $\min \emptyset = \infty$.

\mathcal{G} is the set of matrices $M \subseteq \mathcal{M}$ of which the image of at least one input state $\vec{x} \in X$ satisfies G . If N is bounded, then

$$(G \rightarrow J)^*(X) = \bigcup_{n=0}^N (G \rightarrow J)^n(X)$$

PROOF. As $J^N \in \mathcal{M} \setminus \mathcal{G}$, we have $\forall \vec{x} \in (X \cap G) : GJ^N \vec{x} > 0$, or in other words $(J^N X) \cap G = \emptyset$. This implies that $((G \rightarrow J)^N X) \cap G = \emptyset$ and $(G \rightarrow J)^{N+1} X = \emptyset$. \square

The definition of \mathcal{G} and N in Thm. 3 can be transposed in the space of vectors using the matrix shape Ψ :

THEOREM 4. *Under the assumption of Thm. 3, and considering $\vec{m}(n) = \Psi^{-1}(J^n)$, we have*

$$\Psi^{-1}(\mathcal{G}) = \left\{ \begin{array}{l} \Psi^{-1}(\mathcal{M}) \cap \\ \{\vec{m} \mid \exists \vec{x} : \vec{x} \in X \cap G : G\Psi(\vec{m})\vec{x} \leq 0\} \end{array} \right. \quad (13)$$

$$N = \min\{n \mid \vec{m}(n) \notin \Psi^{-1}(\mathcal{G})\} \quad (14)$$

Our approach to take into the guard is thus to compute a finite bound N with Eqns. (13) and (14) and to replace in Eqn. (12)

$$\mathcal{M} = R^{-1} \cdot \alpha_T(J^*) \cdot R$$

with $\mathcal{M}' = R^{-1} \cdot \alpha_T(\{J^n \mid 0 \leq n \leq N-1\}) \cdot R$ and R the basis transformation matrix (see Prop. 3).

EXAMPLE 11. *In our Examples 2-5, we had $\vec{m}(n) = \Psi^{-1}(J^n) = \begin{pmatrix} 1.5^n \\ n \end{pmatrix}$, $\Psi^{-1}(\mathcal{M}) = (m_1 \geq 1 \wedge m_2 \geq 0 \wedge m_1 + m_2 \geq 1 \wedge m_1 - m_2 \geq 0.25)$, see Fig. 3 (light gray), $X = (x \in [1, 3] \wedge y \in [0, 2])$, see Fig. 5 (dark gray), and $G = (y \leq 3)$. The second term of the intersection in Eqn. (13) evaluates to $m_2 \leq 3$, thus $\Psi^{-1}(\mathcal{G}) = (m_1 \geq 1 \wedge 0 \leq m_2 \leq 3 \wedge m_1 + m_2 \geq 1 \wedge m_1 - m_2 \geq 0.25)$. This gives us through Eqn. (14) the bound $N = 4$ on the number of loop iterations. The abstraction $\mathcal{M}' = \alpha_T(\{J^n \mid 0 \leq n \leq 3\})$, depicted on Fig. 3 (dark gray), removes those matrices from \mathcal{M} that do not contribute to the acceleration result due to the guard. Finally, we accelerate using \mathcal{M}' and obtain the result shown in Fig. 5 (medium gray).*

More details about these computations are given in the next section.

6.3 Technical issues

Applying Thms. 3 and 4 requires many steps. First, we approximate $\Psi^{-1}(\mathcal{G})$ (see Eqn. (13)), and then as a second step we can approximate the maximum number of iterations N according to Eqn. (14). Finally, we have to compute $\alpha_T\{J^n \mid 0 \leq n \leq N-1\}$.

Approximating $\Psi^{-1}(\mathcal{G})$. Let us denote $Q = \Psi^{-1}(\mathcal{G})$ and $P = \Psi^{-1}(\mathcal{M})$. Q is defined in Eqn. (13) by the conjunction of quadratic constraints on \vec{x} and \vec{m} followed by an elimination of \vec{x} . Exact solutions exist for this problem, but they are costly. The alternative adopted in this paper is to approximate Q by quantifying \vec{x} on the bounding box of $X \cap G$ instead of quantifying it on $X \cap G$. Let us denote the bounding box of a polyhedron Z with the vector of intervals $[\underline{Z}, \overline{Z}]$. We have

$$\begin{aligned} Q &\subseteq P \cap \{\vec{m} \mid \exists \vec{x} : \vec{x} \in [\underline{X \cap G}, \overline{X \cap G}] \wedge G\Psi(\vec{m})\vec{x} \leq 0\} \\ &= P \cap \{\vec{m} \mid G\Psi(\vec{m})[\underline{X \cap G}, \overline{X \cap G}] \leq 0\} \triangleq Q' \end{aligned} \quad (15)$$

Q' is defined by intersecting P with *interval-linear constraints* on \vec{m} and it is much easier to compute than Q : one can use

- algorithms for interval linear constraints [6], in particular interval linear programming [33], or
- the linearization techniques of [30] that are effective if the vectors \vec{m} are “well-constrained” by P .

In this paper, we exploit the last method which is implemented in the APRON library [21].

EXAMPLE 12. *Coming back to our running Examples 2-5 and 11, we have*

$$\begin{aligned} G\Psi(\vec{m})[\underline{X \cap G}, \overline{X \cap G}] &= (0 \ 1 \ -3) \begin{pmatrix} m_1 & 0 & 0 \\ 0 & 1 & m_2 \\ 0 & 0 & 1 \end{pmatrix} \begin{pmatrix} [1, 3] \\ [0, 2] \\ 1 \end{pmatrix} \\ &= (0 \ 1 \ -3) \begin{pmatrix} [1, 3]m_1 \\ [0, 2] + m_2 \\ 1 \end{pmatrix} = m_2 + [-3, -1] \end{aligned}$$

Hence $Q' = P \cap [m_2 + [-3, -1] \leq 0] = P \cap [m_2 \leq 3]$

Approximating the maximum number of iterations N . Computing N as defined in Eqn. (14) is not easy either, because the components of vector $\vec{m}(n)$ are functions of defined by Eqn. (7). Our approach is to exploit a matrix of template expressions.

PROPOSITION 4. *Under the assumption of Thm. 4, for any polyhedron $Q' \supseteq Q$ and template expression matrix T' ,*

$$N \leq \min \left\{ n \mid \exists j : T'_j \cdot \vec{m}(n) > \sup_{\vec{m} \in Q'} T'_j \cdot \vec{m} \right\} \quad (16)$$

PROOF. We have $Q \subseteq Q' \subseteq \alpha_{T'}(Q')$. From $Q \subseteq \alpha_{T'}(Q')$, it follows $\vec{m}(n) \notin \alpha_{T'}(Q') \Rightarrow \vec{m}(n) \notin Q$,

and $\min\{n \mid \vec{m}(n) \notin \alpha_{T'}(Q')\} \geq \min\{n \mid \vec{m}(n) \notin Q\} = N$.

$\vec{m}(n) \notin \alpha_{T'}(Q')$ is equivalent to $\exists j : T'_j \cdot \vec{m}(n) > \sup_{\vec{m} \in \alpha_{T'}(Q')} T'_j \cdot \vec{m}$

and $\sup_{\vec{m} \in Q'} T'_j \cdot \vec{m} = \sup_{\vec{m} \in \alpha_{T'}(Q')} T'_j \cdot \vec{m}$, hence we get the result. \square

In our implementation we compute such a Q' as described in the previous paragraph and we choose for T' the template matrix T considered in §5.2, to which we may add the constraints of Q' .

The computation of such minima ultimately relies on the Newton-Raphson method for solving equations. Our implementation deals with the same cases as those mentioned in §5.2 and in other cases safely returns $N_j = \infty$. We refer to the extended version [23] for details.

EXAMPLE 13. *Coming back to Examples 2-5 and 11-12, and considering $T_j = (0 \ 1)$, we have*

$$T_j \cdot \vec{m}(n) = (0 \ 1) \cdot \begin{pmatrix} 1.5^n \\ n \end{pmatrix} = n, \quad e_j = \sup_{\vec{m} \in Q'} T_j \cdot \vec{m} = \sup_{\vec{m} \in Q'} m_2 = 3$$

and $N_j = \min\{n \mid T_j \cdot \vec{m}(n) > e_j\} = 4$,

which proves that 4 is an upper bound on the maximum number of iterations of the loop, as claimed in Ex. 5.

Computing $\alpha_T\{J^n \mid 0 \leq n \leq N-1\}$. If no finite upper bound N is obtained with Prop. 4 (given an input polyhedron X), then we apply the method of §6.1. Otherwise, we replace in Eqn. (12) the set $\mathcal{M} = \alpha_T(A^*)$ with $\mathcal{M}' = \alpha_T(\{J^n \mid 0 \leq n \leq N-1\})$. This set \mathcal{M}' can be computed using the same technique as those mentioned in §5.2 and detailed in [23], or even by enumeration if N is small. Ex. 5 and Figs. 3-5 illustrate the invariant we obtain this way on our running example.

EXAMPLE 14 (Running example with more complex guard).

Coming back to Examples 2-5, we consider the same loop but with the guard $x + 2y \leq 100$ represented by the matrix $(1 \ 2 \ -100)$. Compared to Ex. 12 we have now $G\Psi(\vec{m})[\underline{X} \cap G, \overline{X} \cap G] = [1, 3]m_1 + [0, 4] + 2m_2 - 100$, hence, if P is defined by $\varphi_{\mathcal{M}}$ as in Ex. 2,

$$Q' = P \cap \llbracket [1, 3]m_1 + 2m_2 \leq [96, 100] \rrbracket \\ \subseteq P \cap \llbracket m_1 + 2 + 2m_2 \leq 100 \rrbracket$$

$$\text{linearization based on } P \Rightarrow m_1 \geq 1 \Rightarrow m_1 + 2 \leq [1, 3]m_1$$

Using Q' to bound the number of iterations according to Eqn. (16) leads to $N = 11$ (obtained with the template expression $T_j = (1 \ 2)$ taken from the guard). At last we obtain the invariant Z depicted in Fig. 8. If instead of octagonal template expressions with $\ell = 1$ in Eqn. (9), we choose $\ell = 3$, we do not improve the bound $N = 11$ but we still obtain the better invariant Z' on Fig. 8.

6.4 Summary

We summarize now our method in the general case:

Given a guarded linear transformation $G \rightarrow A$, with $J = RAR^{-1}$ the (real) Jordan normal form of A , its associated matrix shape Ψ , a template expression matrix T and a convex polyhedron

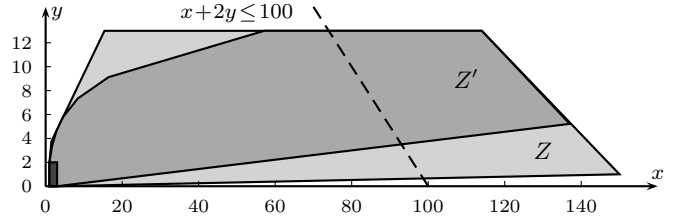


Figure 8. Initial set of states X (dark gray), loop invariants Z (light gray) and Z' (medium gray) obtained in Ex. 14.

X representing a set of states, we compute an overapproximation $(G \rightarrow A)^*(X)$ with

$$X \sqcup (G \rightarrow A)((R^{-1}\mathcal{M}) \otimes Y)$$

- where
1. $Y = R(X \cap G)$,
 2. $P = \alpha_T(\Psi^{-1}(J^*))$,
 3. $Q' = P \cap \{GR^{-1}\Psi(\vec{m})[\underline{Y}, \overline{Y}] \leq 0\}$,
 4. N approximated by some N' using Prop. 4,
 5. $\mathcal{M} = \begin{cases} \alpha_T(J^*) & \text{if } N' = \infty \\ \alpha_T(\{J^n \mid 0 \leq n \leq N'-1\}) & \text{otherwise} \end{cases}$

7. Implementation and Experiments

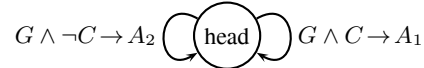
We implemented the presented approach in a prototype tool, evaluated over a series of benchmark examples with various kinds of linear loops, possibly embedded into outer loops, and compared it to state-of-the-art invariant generators.

7.1 Implementation

We integrated our method in an abstract interpreter based on the APRON library [21]. We detail below some of the issues involved.

Computation of the Jordan normal form To ensure soundness, we have taken a symbolic approach using the computer algebra software SAGE¹ for computing the Jordan normal forms and transformation matrices over the field of algebraic numbers. The matrices are then approximated by safe enclosing interval matrices.

Loops with conditionals Loops of which the body contains conditionals like $\text{while}(G)\{\text{if}(C) \vec{x}' = A_1\vec{x} \text{ else } \vec{x}' = A_2\vec{x}\}$ can be transformed into two self-loops τ_1, τ_2 around a “head” location that are executed in non-deterministic order: We iteratively accel-



erate each self-loop separately $(\tau_1^\otimes \circ \tau_2^\otimes)^*$. Since convergence of the outer loop $(\cdot)^*$ is not guaranteed in general, we might have to use widening. Yet, practical experience shows that in many cases a fixed point is reached after a few iterations.

Nested loops We could use a similar trick to transform nested loops $\text{while}(G_1)\{\text{while}(G_2)\{\vec{x}' = A_2\vec{x}\}; \vec{x}' = A_1\vec{x}\}$ into multiple linear self-loops τ_1, τ_2, τ_3 by adding a variable y (initialized to 0) to encode the control flow:

$$\begin{aligned} \tau_1 : (G_1\vec{x} \leq 0 \wedge y = 0) &\rightarrow (\vec{x}' = \vec{x} \wedge y' = 1) \\ \tau_2 : (G_2\vec{x} \leq 0 \wedge y = 1) &\rightarrow (\vec{x}' = A_2\vec{x} \wedge y' = 1) \\ \tau_3 : (G_2\vec{x} > 0 \wedge y = 1) &\rightarrow (\vec{x}' = A_1\vec{x} \wedge y' = 0) \end{aligned}$$

However, the encoding of the control flow in an integer variable is ineffective because of the convex approximation of the polyhedral

¹www.sagemath.org

name	characteristics				inferred bounds					analysis time (sec)				
	type	s_{max}	#var	#bds	IProc	Sti	J	J vs IProc	J vs Sti	IProc	Sti	J	JSage	JAna
Examples with single loops														
parabola_i1	$\neg s, \neg c, g$	3	3	60	46	38	54	+8,+17	+16, +12	0.007	237	2.509	2.494	0.015
parabola_i2	$\neg s, \neg c, g$	3	3	60	36	32	54	+18, +6	+22, +13	0.008	289	2.509	2.494	0.015
cubic_i1	$\neg s, \neg c, g$	4	4	80	54	34	72	+18,+26	+38, +12	0.015	704	2.474	2.393	0.081
cubic_i2	$\neg s, \neg c, g$	4	4	80	34	28	72	+38, +9, -2	+44, +11	0.018	699	2.487	2.393	0.094
exp_div	$\neg s, \neg c, g$	2	2	32	24	21	28	+4, +6, -2	+7, +7	0.004	31.6	2.308	2.299	0.009
oscillator_i0	$s, c, \neg g$	1	2	28	1	0	24	+23, +0, -1	+24, +0	0.004	0.99	2.532	2.519	0.013
oscillator_i1	$s, c, \neg g$	1	2	28	0	0	24	+24, +0	+24, +0	0.004	1.06	2.532	2.519	0.013
inv_pendulum	$s, c, \neg g$	1	4	8	0	0	8	+8, +0	+8, +0	0.009	0.920	65.78	65.24	0.542
convoyCar2_i0	$s, c, \neg g$	2	5	20	3	4	9	+6, +0	+5, +1	0.007	0.160	5.461	4.685	0.776
convoyCar3_i0	$s, c, \neg g$	3	8	32	3	3	15	+12, +0	+12, +0	0.010	0.235	24.62	11.98	12.64
convoyCar3_i1	$s, c, \neg g$	3	8	32	3	3	15	+12, +0	+12, +0	0.024	0.237	23.92	11.98	11.94
convoyCar3_i2	$s, c, \neg g$	3	8	32	3	3	15	+12, +0	+12, +0	0.663	0.271	1717	11.98	1705
convoyCar3_i3	$s, c, \neg g$	3	8	32	3	3	15	+12, +0	+12, +0	0.122	0.283	1569	11.98	1557
Examples with nested loops														
thermostat	$s, \neg c, g$	2	3	24	18	24	24	+6, +1, -1	+0, +6	0.004	0.404	4.391	4.379	0.012
oscillator2_16	$\neg s, c, g$	1	2	48	9	t.o.	48	+27, +0	t.o.	0.003	t.o.	4.622	4.478	0.144
oscillator2_32	$\neg s, c, g$	1	2	48	9	t.o.	48	+39, +0	t.o.	0.003	t.o.	4.855	4.490	0.365

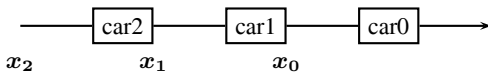
“ $s/\neg s$ ”: stable/unstable loop; “ $c/\neg c$ ”: has complex eigenvalues or not; “ $g/\neg g$ ”: loops with/without guard; s_{max} : size of largest Jordan block(s); “#var”: nb. of variables; “#bds”: nb. of bounds to be inferred at all control points; “IProc”, “Sti”, “J”: nb. of finite bounds inferred by INTERPROC, STING, and our method (“J”); “J vs IProc”, “J vs Sti”: “+x,+y,-z”: nb. of infinite bounds becoming finite, nb. of improved finite bounds[, nb. of less precise finite bounds (omitted if 0)] obtained with our method over INTERPROC, STING; “analysis time”: running times (seconds), with “JSage”, “JAna” corresponding to computation of the Jordan normal form using SAGE and the analysis itself, and “J” being the sum of these two times. “t.o.” means time out after one hour.

Table 1. Experimental results.

abstract domain, this transformation causes an unacceptable loss of precision. For this reason, we accelerate only inner loops in nested loops situations. Our experimental comparison shows that computing precise over-approximations of inner loops greatly improves the analysis of nested loops, even if widening is applied to outer loops.

7.2 Evaluation

Benchmarks Our benchmarks listed in Table 1 include various examples of linear loops as commonly found in control software. They contain filters and integrators that correspond to various cases of linear transformations (real or complex eigenvalues, size of Jordan blocks). *parabola* and *cubic* are loops with polynomial behavior (similar to Fig. 1), *exp_div* is Ex. 5 and *thermostat* is Ex. 1. *inv_pendulum* is the classical model of a pendulum balanced in upright position by movements of the cart it is mounted on. *oscillator* is a damped oscillator, and *oscillator2* models a pendulum that is only damped in a range around its lowest position, as if it was grazing the ground, for example. This is modeled using several modes. In *ConvoyCar* [36], a leading car is followed by one or more cars, trying to maintain their position at 50m from each other:



The equations for $N - 1$ following cars are:

$$\text{for all } i \in [1, N - 1] : \ddot{x}_i = c(\dot{x}_{i-1} - \dot{x}_i) + d(x_{i-1} - x_i - 50)$$

We analyzed a discretized version of this example to show that there is no collision, and to compute bounds on the relative positions and speeds of the cars. This example is particularly interesting because the real Jordan form of the loop body has blocks associated to complex eigenvalues of size $N - 1$.

All benchmarks have non-deterministic initial states (typically bounding boxes). Some benchmarks where analyzed for different sets of initial states (indicated by suffix *_ix*).

Comparison Existing tools can only handle subsets of these examples with reasonable precision. We compared our method with

- INTERPROC [22] that implements standard polyhedral analysis with widening [8];
- STING that implements the method of [7, 36].

A comparison with the ASTRÉE tool on the *thermostat* example has been given in Section 3. A detailed *qualitative* comparison between various methods described in §8 is shown in Table 2.

Results Table 1 lists our experimental results.² We compared the tools based on the number of *finite* bounds inferred for the program variables in each control point. Where applicable, we report the number of bounds more/less precise finite bounds inferred by our tool in comparison to the other tools.

We note that our analysis dramatically improves the accuracy over the two competing techniques. On all the benchmarks considered, it generally provides strictly stronger invariants and is practically able to infer finite variable bounds whenever they exist. For instance, for the *thermostat* example (Fig. 2), we infer that at least 6.28 and at most 9.76 seconds are continuously spent in heating mode and 10.72 to 12.79 seconds in cooling mode. INTERPROC just reports that time is non-negative and STING is able to find the much weaker bounds [0.88, 13.0] and [0.94, 19.0]. On the *convoy-Car* examples, our method is the only one that is able to obtain non-trivial bounds on distances, speeds and accelerations.

Yet, this comes at the price of increased computation times in general. INTERPROC is significantly faster on all examples; STING is faster on half of the benchmarks and significantly slower on the other half: for two examples, STING does not terminate within the given timeout of one hour, whereas our tool gives precise bounds after a few seconds. It must be noted that part of the higher computation time of our tool is a “one-time” investment for computing loop accelerations that can pay off for multiple applications in the course of a deployment of our approach in a tool such as ASTRÉE. In all but two of the examples (the exceptions being *convoyCar3_i* [2|3]), the one-time cost dominates the overall

²A detailed account of the benchmarks and the obtained invariants can be found on <http://www.cs.ox.ac.uk/people/peter.schrammel/acceleration/jordan/>.

type of linear transformation	illustrating examples	linear		relational		ALIGATOR	STING
		abstr. accel.	ellipsoids	abstraction			
translations/resets $\lambda_i = 1 \wedge s_k \leq 2 \vee \lambda_i = 0$		this paper	[2, 18]	[13, 31, 34]	[27, 32, 35, 41]	[26]	[7, 36]
polynomials $\lambda_i \in \{0, 1\}$	parabola, cubic	yes	no	no	no	yes	no
exponentials $\lambda_i \in \mathbb{R}^+ \wedge s_k = 1$	exp_div	yes	no	no	if $ \lambda_i < 1$	no	if $ \lambda_i < 1$
rotations $\lambda_i \in \mathbb{C} \wedge s_k = 1$	oscillator, oscillator2, inv_pendulum	yes	no	if $ \lambda_i < 1$	no	no	no
non-diagonalizable & non-polynomial $s_k \geq 2 \wedge \lambda_i \notin \{0, 1\}$	thermostat, convoyCar	yes	no	no	no	no	if $ \lambda_i < 1$
unstable & non-polynomial $ \lambda_i > 1$	exp_div, oscillator2	yes	no	no	no	no	no
loop guard handling	parabola, cubic, exp_div, thermostat, oscillator2	yes	yes	partially	yes	no	yes
inputs/noise		no	yes	yes	yes	no	yes
abstract domain		polyhedra	polyhedra	ellipsoids	template polyhedra	polynomial equalities	polyhedra

s_k is the size of a Jordan block and λ_i its associated eigenvalue.

Table 2. Classification of linear loops and the capabilities of various analysis methods to infer precise invariants

cost of our analysis. All in all, computation times remain reasonable in the view of the tremendous gain in precision.

8. Related work

Invariants of linear loops. The original *abstract acceleration* technique of Gonnord et al [11, 18] precisely abstracts linear loops performing translations, translations/resets and some other special cases. The *affine derivative closure* method [2] approximates any loop by a translation; hence it can handle any linear transformation, but it is only precise for translations. The tool INVGEN [19] uses template-based constraint solving techniques for property-directed invariant generation, but it is restricted to integer programs.

Methods from linear filter analysis target *stable* linear systems in the sense of Lyapunov stability. These techniques consider *ellipsoidal domains*. Unlike our method, they are able to handle inputs, but they do not deal with guards. Feret [12, 13] designs specialized domains for first and second order filters. These methods are implemented in the ASTRÉE tool [4]. Monniaux [31] computes interval bounds for composed filters. Roux et al [34] present a method based on semidefinite programming that infers both shape and ratio of an ellipsoid that is an invariant of the system. In contrast, our method does not impose any stability requirement.

Colon et al [7, 36] describe a method, implemented in the tool STING, for computing single inductive, polyhedral invariants for loops based on non-linear constraint solvers. It is a computationally expensive method and in contrast, our approach is able to infer sound polyhedral over-approximations for loops where the only *inductive polyhedral* invariant is true.

Relational abstraction methods [27, 35, 41] aim at finding a relation between the initial state \vec{x} and any future state \vec{x}' in continuous linear systems $d\vec{x}(t)/dt = A\vec{x}(t)$, which is a problem similar to the acceleration of discrete linear loops. The invariants are computed based on off-the-shelf quantifier elimination methods over real arithmetic. In contrast to our method, they handle only diagonalizable matrices A . [32] proposes a similar approach for discrete loops. All these works compute a (template) polyhedral relation between input and output states, and do not take into account the ac-

tual input states. Hence, in contrast to our method, they are unable to capture accurately unstable and rotating behavior.

Strategy iteration methods [15–17] compute best inductive invariants *in the abstract domain* with the help of mathematical programming. They are not restricted to simple loops and they are able to compute the invariant of a whole program at once. However, they are restricted to template domains, *e.g.* template polyhedra and quadratic templates, and hence, unlike our method, they are unable to *infer* the shape of invariants.

The ALIGATOR tool [26] infers loop invariants that are polynomial *equalities* by solving the *recurrence equations* representing the loop body in closed form. The class of programs that can be handled by Aligator is incomparable to that considered in this paper. Whereas Aligator handles a subset of non-linear polynomial assignments our work is currently restricted to linear assignments. In contrast, we take into account linear inequality loop conditions, and can compute inequality invariants.

Bounding loop iterations. Many papers have investigated the problem of bounding the number of iterations of a loop, either for computing widening thresholds [40] by linear extrapolation, termination analysis [1] using ranking functions or for WCET analysis [25] based on solving recurrence equations. Yazarel and Pappas [42] propose a method for computing time intervals where a linear continuous system fulfills a given safety property. Their method can handle complex eigenvalues by performing the analysis in the polar coordinate space. However, they can only deal with diagonalizable systems.

All these methods assume certain restrictions on the form of the (linear) loop, whereas our approach applies to any linear loop.

9. Conclusion

We presented a novel abstract acceleration method for discovering polyhedral invariants of loops with general linear transformations. It is based on abstracting the transformation matrices induced by any number of iterations, polyhedral matrix multiplication, and a method for estimating the number of loop iterations that also works

in case of exponential and oscillating behavior. Our experiments show that we are able to infer invariants that are out of the reach of existing methods. The precise analysis of linear loops is an essential feature of static analyzers for control programs. Precise loop invariants are equally important for alternative verification methods based on model checking, for example. Further possible applications include termination proofs and deriving complexity bounds of algorithms.

Ongoing work. In this paper, we considered only closed systems, *i.e.* without inputs. However, important classes of programs that we want to analyze, *e.g.* digital filters, have inputs. Hence, we are extending our methods to loops of the form $G\vec{x} + H\vec{\xi} \leq 0 \rightarrow \vec{x}' = A\vec{x} + B\vec{\xi}$ with inputs $\vec{\xi}$ (similar to [39]). Moreover, our method easily generalizes to linear continuous systems $d\vec{x}(t)/dt = A\vec{x}(t)$, *e.g.* representing the modes of a hybrid automaton, by considering their analytical solution $\vec{x}(t) = e^{At}\vec{x}(0)$.

References

- [1] C. Alias, A. Darte, P. Feautrier, and L. Gonnord. Multi-dimensional rankings, program termination, and complexity bounds of flowchart programs. In *SAS*, volume 6337 of *LNCS*, pages 117–133, 2010.
- [2] C. Ancourt, F. Coelho, and F. Irigoien. A modular static analysis approach to affine loop invariants detection. In *NSAD*, volume 267 of *ENTCS*, pages 3–16. Elsevier, 2010.
- [3] S. Bardin, A. Finkel, J. Leroux, and L. Petrucci. Fast: acceleration from theory to practice. *STTT*, 10(5):401–424, 2008.
- [4] B. Blanchet, P. Cousot, R. Cousot, J. Feret, L. Mauborgne, A. Miné, D. Monniaux, and X. Rival. A static analyzer for large safety-critical software. In *PLDI*, pages 196–207. ACM, 2003.
- [5] B. Boigelot and P. Godefroid. Symbolic verification of communication protocols with infinite state spaces using QDDs. In *CAV*, volume 1102 of *LNCS*, July 1996.
- [6] L. Chen, A. Miné, J. Wang, and P. Cousot. An abstract domain to discover interval linear equalities. In *VMCAI*, volume 5944 of *LNCS*, 2010.
- [7] M. Colón, S. Sankaranarayanan, and H. Sipma. Linear invariant generation using non-linear constraint solving. In *Computer Aided Verification, CAV'03*, volume 2725, 2003.
- [8] P. Cousot and N. Halbwachs. Automatic discovery of linear restraints among variables of a program. In *Symposium on Principles of programming languages, POPL'78*, pages 84–96, 1978.
- [9] P. Cousot and N. Halbwachs. Automatic discovery of linear restraints among the variables of a program. In *POPL*, pages 84–97, 1978.
- [10] P. Cousot, R. Cousot, J. Feret, L. Mauborgne, A. Miné, and X. Rival. Why does Astrée scale up? *FMSD*, 35(3), 2009.
- [11] P. Feautrier and L. Gonnord. Accelerated invariant generation for C programs with Aspic and C2fsm. *ENTCS*, 267(2):3–13, 2010.
- [12] J. Feret. Static analysis of digital filters. In *ESOP*, volume 2986 of *LNCS*, pages 33–48, 2004.
- [13] J. Feret. Numerical abstract domains for digital filters. In *Numerical and Symbolic Abstract Domains*, 2005.
- [14] A. Finkel and J. Leroux. How to compose Presburger-accelerations: Applications to broadcast protocols. In *FSTTCS*, volume 2556 of *LNCS*, pages 145–156, 2002.
- [15] S. Gaubert, E. Goubault, A. Taly, and S. Zennou. Static analysis by policy iteration on relational domains. In *ESOP*, volume 4421 of *LNCS*, 2007.
- [16] T. M. Gawlitza and H. Seidl. Precise relational invariants through strategy iteration. In *Computer Science Logic*, volume 4646 of *LNCS*, pages 23–40. Springer, 2007.
- [17] T. M. Gawlitza, H. Seidl, A. Adž, S. Gaubert, and É. Goubault. Abstract interpretation meets convex optimization. *Journal of Symbolic Computation*, 47(12):1512–1532, 2012.
- [18] L. Gonnord and N. Halbwachs. Combining widening and acceleration in linear relation analysis. In *SAS*, volume 4218 of *LNCS*, 2006.
- [19] A. Gupta and A. Rybalchenko. InvGen: an efficient invariant generator. In *CAV*, volume 5643 of *LNCS*, pages 634–640, 2009.
- [20] J. M. Howe and A. King. Logahedra: A new weakly relational domain. In *Automated Technology for Verification and Analysis, ATVA'09*, volume 5799 of *LNCS*, pages 306–320. Springer, 2009.
- [21] B. Jeannet and A. Miné. APRON: A library of numerical abstract domains for static analysis. In *CAV*, volume 5643 of *LNCS*, pages 661–667, 2009. <http://apron.cri.enscm.fr/library/>.
- [22] B. Jeannet, M. Argoud, and G. Lalire. The INTERPROC interprocedural analyzer. <http://pop-art.inrialpes.fr/interproc/interprocweb.cgi>.
- [23] B. Jeannet, P. Schrammel, and S. Sankaranarayanan. Abstract acceleration of general linear loops. *CoRR*, abs/1311.768, 2013.
- [24] J. B. Kam and J. D. Ullman. Monotone data flow analysis frameworks. *Acta Informatica*, 7:305–317, 1977.
- [25] J. Knoop, L. Kovács, and J. Zwirchmayr. Symbolic loop bound computation for wcut analysis. In *Perspectives of Systems Informatics*, volume 7162 of *LNCS*, pages 227–242. Springer, 2011.
- [26] L. Kovács. Invariant generation for p-solvable loops with assignments. In *CSR*, volume 5010 of *LNCS*, pages 349–359, 2008.
- [27] G. Lafferriere, G. J. Pappas, and S. Yovine. Symbolic reachability computation for families of linear vector fields. *JSC*, 32(3):231–253, 2001.
- [28] P. Lancaster and M. Tismenetsky. *The Theory of Matrices (2nd edition)*. Academic Press, 1984.
- [29] A. Miné. The octagon abstract domain. In *AST 2001 in WCRE 2001*, IEEE, pages 310–319. IEEE CS Press, October 2001.
- [30] A. Miné. Symbolic methods to enhance the precision of numerical abstract domains. In *VMCAI*, volume 3855 of *LNCS*, pages 348–363, 2006.
- [31] D. Monniaux. Compositional analysis of floating-point linear numerical filters. In *CAV*, volume 3576 of *LNCS*, pages 199–212, 2005.
- [32] D. Monniaux. Automatic modular abstractions for linear constraints. In *POPL*. ACM, 2009.
- [33] J. Rohn. Solvability of systems of interval linear equations and inequalities. In *Linear Optimization Problems with Inexact Data*, pages 35–77, 2006.
- [34] P. Roux, R. Jobredeaux, P.-L. Garoche, and E. Feron. A generic ellipsoid abstract domain for linear time invariant systems. In *HSCC*, pages 105–114. ACM, 2012.
- [35] S. Sankaranarayanan and A. Tiwari. Relational abstractions for continuous and hybrid systems. In *CAV*, volume 6806 of *LNCS*, pages 686–702. Springer, 2011.
- [36] S. Sankaranarayanan, H. B. Sipma, and Z. Manna. Constraint-based linear-relations analysis. In *SAS*, volume 3148 of *LNCS*, pages 53–68, 2004.
- [37] S. Sankaranarayanan, H. B. Sipma, and Z. Manna. Scalable analysis of linear systems using mathematical programming. In *VMCAI*, volume 3385 of *LNCS*, 2005.
- [38] P. Schrammel and B. Jeannet. Logico-numerical abstract acceleration and application to the verification of data-flow programs. In *SAS*, volume 6887 of *LNCS*, pages 233–248, 2011.
- [39] P. Schrammel and B. Jeannet. Applying abstract acceleration to (co-)reachability analysis of reactive programs. *Journal of Symbolic Computation*, 47(12):1512–1532, 2012.
- [40] A. Simon and A. King. Widening polyhedra with landmarks. In *Prog. Languages and Systems, APLAS'06*, volume 4279 of *LNCS*, 2006.
- [41] A. Tiwari. Approximate reachability for linear systems. In *HSCC*, volume 2623 of *LNCS*, pages 514–525. Springer, 2003.
- [42] H. Yazarel and G. J. Pappas. Geometric programming relaxations for linear system reachability. In *American Control Conference*, pages 553–559, 2004.