

Lecture 13: Design Patterns

Kenneth M. Anderson

Object-Oriented Analysis and Design

CSCI 6448 - Spring Semester, 2005



Pattern Resources

- **Pattern Languages of Programming**
 - Technical conference on Patterns
- **The Portland Pattern Repository**
 - <http://c2.com/ppr/>
- **Patterns Homepage**
 - <http://hillside.net/>
 - Go to page then click on “Patterns tab”



Design Patterns

- Addison-Wesley book published in 1995
 - Erich Gamma
 - Richard Helm
 - Ralph Johnson
 - John Vlissides
 - ISBN 0-201-63361-2
- Known as “The Gang of Four”
- Presents 23 Design Patterns
- Material in this lecture and lecture 26 is drawn from this book, and is thus copyright © 1995 by Addison-Wesley Publishing Company

What are Patterns?

- Christopher Alexander talking about buildings and towns
 - “Each pattern describes a problem which occurs over and over again in our environment, and then describes the core of the solution to that problem, in such a way that you can use this solution a million times over, without ever doing it the same way twice”
 - Alexander, et al., A Pattern Language. Oxford University Press, 1977

Patterns, continued

- Patterns can have different levels of abstraction
- In Design Patterns (the book),
 - Patterns are not classes
 - Patterns are not frameworks
 - Instead, Patterns are descriptions of communicating objects and classes that are customized to solve a general design problem in a particular context

Patterns, continued

- So, patterns are formalized solutions to design problems
 - They describe techniques for maximizing flexibility, extensibility, abstraction, etc.
- These solutions can typically be translated to code in a straightforward manner

Elements of a Pattern

☘ Pattern Name

- ☘ More than just a handle for referring to the pattern
- ☘ Each name adds to a designer's vocabulary
 - ☘ Enables the discussion of design at a higher abstraction

☘ The Problem

- ☘ Gives a detailed description of the problem addressed by the pattern
- ☘ Describes when to apply a pattern
 - ☘ Often with a list of preconditions

Elements of a Pattern, continued

☘ The Solution

- ☘ Describes the elements that make up the design, their relationships, responsibilities, and collaborations
- ☘ Does not describe a concrete solution
 - ☘ Instead a template to be applied in many situations

Elements of a Pattern, continued

☘ The consequences

☘ Describes the results and tradeoffs of applying the pattern

☘ Critical for evaluating design alternatives

☘ Typically include

☘ Impact on flexibility, extensibility, or portability

☘ Space and Time tradeoffs

☘ Language and Implementation issues

Design Pattern Template

☘ Pattern Name and Classification

☘ Creational

☘ Structural

☘ Behavioral

☘ Intent

☘ Also Known As

☘ Motivation and Applicability

☘ Structure and Participants

☘ Collaborations

☘ Consequences

☘ Implementation

☘ Sample Code

☘ Known Uses

☘ Related Patterns

Examples

- Singleton
- Factory Method
- Adapter

Singleton

- Intent
 - Ensure a class has only one instance, and provide a global point of access to it
- Motivation
 - Some classes represent objects where multiple instances do not make sense or can lead to a security risk (e.g. Java security managers)

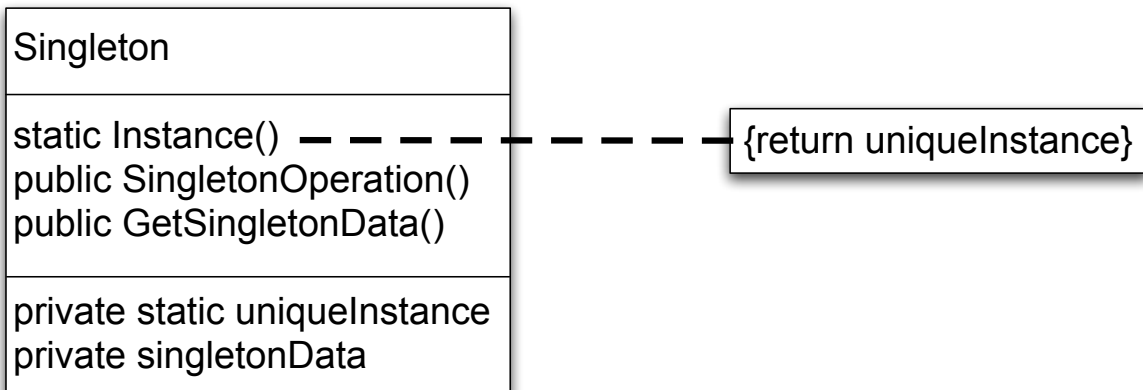
Singleton, continued

🍷 Applicability

🍷 Use the Singleton pattern when

- 🍷 there must be exactly one instance of a class, and it must be accessible to clients from a well-known access point
- 🍷 when the sole instance should be extensible by subclassing, and clients should be able to use an extended instance without modifying their code

Singleton Structure



Singleton, continued

☘ Participants

- ☘ Just the Singleton class

☘ Collaborations

- ☘ Clients access a Singleton instance solely through Singleton's Instance operation

☘ Consequences

- ☘ Controlled access to sole instance
- ☘ Reduced name space (versus global variables)
- ☘ Permits a variable number of instances (if desired)

Implementation

```
import java.util.Date;

public class Singleton {
    private static Singleton theOnlyOne;
    private Date d = new Date();

    private Singleton() {
    }
    public synchronized static Singleton instance() {
        if (theOnlyOne == null) {
            theOnlyOne = new Singleton();
        }
        return theOnlyOne;
    }
    public Date getDate() {
        return d;
    }
}
```


Using our Singleton Class

```
public class useSingleton {
    public static void main(String[] args) {
        Singleton a = Singleton.instance();
        Singleton b = Singleton.instance();
        System.out.println("" + a.getDate());
        System.out.println("" + b.getDate());
        System.out.println("" + a);
        System.out.println("" + b);
    }
}
```

Output:

```
Sun Apr 07 13:03:34 MDT 2002
Sun Apr 07 13:03:34 MDT 2002
Singleton@136646
Singleton@136646
```

Names of Classes in Patterns

🍷 Are the class names specified in a pattern required?

🍷 No!

🍷 Consider an environment where a system has access to only one printer

🍷 Would you want to name the class that provides access to the printer "Singleton"??!!

🍷 No, you would want to name it something like "Printer"!

🍷 On the other hand

🍷 Incorporating the names of a pattern's roles can help to communicate their use to designers

🍷 "Oh, I see you have a "PrinterObserver" class, are you using the Observable design pattern?"

Names, continued

- So, if names are unimportant, what is?
 - Structure!
- We can name our Singleton class anything so long as it
 - has a private or protected constructor
 - need a protected constructor to allow subclasses
 - has a static “instance” operation to retrieve the single instance

Factory Method

- Intent
 - Define an interface for creating an object, but let subclasses decide which class to instantiate
- Also Known As
 - Virtual Constructor
- Motivation
 - Frameworks define abstract classes, but any particular domain needs to use specific subclasses; how can the framework create these subclasses?
 - See example on page 107 of the design patterns book

Factory Method, continued

🍷 Applicability

🍷 Use the Factory Method pattern when

- 🍷 a class can't anticipate the class of objects it must create
- 🍷 a class wants its subclasses to specify the objects it creates
- 🍷 classes delegate responsibility to one of several helper subclasses, and you want to localize the knowledge of which helper subclass is the delegate

🍷 In a nutshell

- 🍷 A “factory” object creates “products” for a client; the type of products created depends on the subclass of the factory object used; the client knows only about the factory, not its subclasses

Factory Method, continued

🍷 Participants

🍷 Product

- 🍷 Defines the interface of objects the factory method creates

🍷 Concrete Product

- 🍷 Implements the Product Interface

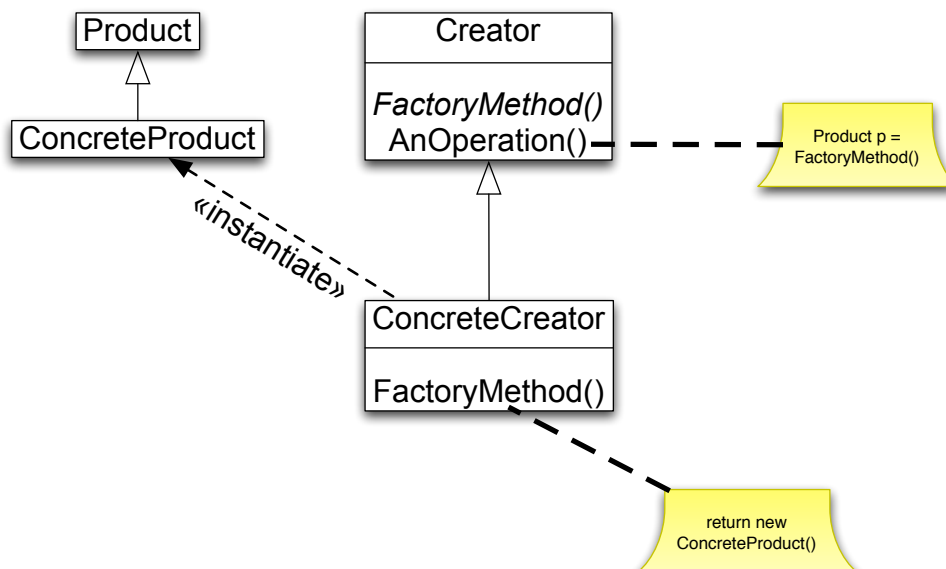
🍷 Creator

- 🍷 declares the Factory method which returns an object of type Product

🍷 Concrete Creator

- 🍷 overrides the factory method to return an instance of a Concrete Product

Factory Method Structure



Factory Method Consequences

- ❁ Factory methods eliminate the need to bind application-specific classes into your code
- ❁ Potential disadvantage is that clients must use subclassing in order to create a particular ConcreteProduct
 - ❁ In single-inherited systems, this constrains your partitioning choices
- ❁ Provides hooks for subclasses
- ❁ Connects parallel class hierarchies
 - ❁ See page 110 of the design patterns book

Implementation

- See code example (available on class website)
- A factory can return balloons of different colors
 - The factory hides several specific creators and cycles among them to create balloons
- A client retrieves multiple balloons and displays their colors

Adapter

- Intent
 - Convert the interface of a class into another interface clients expect. Adapter lets classes work together that could not otherwise because of incompatible interfaces
- Also Known As
 - Wrapper
- Motivation
 - Sometimes a toolkit class that is designed for reuse is not reusable because its interface does not match the domain-specific interface an application requires
 - Page 139-140 of Design Patterns provides an example

Adapter, continued

🍷 Applicability

🍷 Use the Adapter pattern when

- 🍷 you want to use an existing class, and its interface does not match the one you need
- 🍷 you want to create a reusable class that cooperates with unrelated or unforeseen classes

Adapter, continued

🍷 Participants

🍷 Target

- 🍷 defines the domain-specific interface that Client uses

🍷 Client

- 🍷 collaborates with objects conforming to the Target interface

🍷 Adaptee

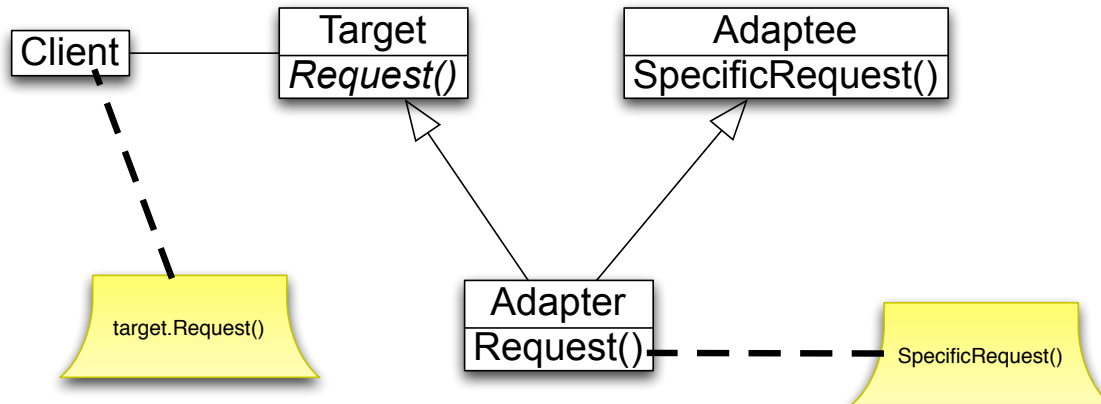
- 🍷 defines an existing interface that needs adapting

🍷 Adapter

- 🍷 adapts the interface of Adaptee to the Target interface

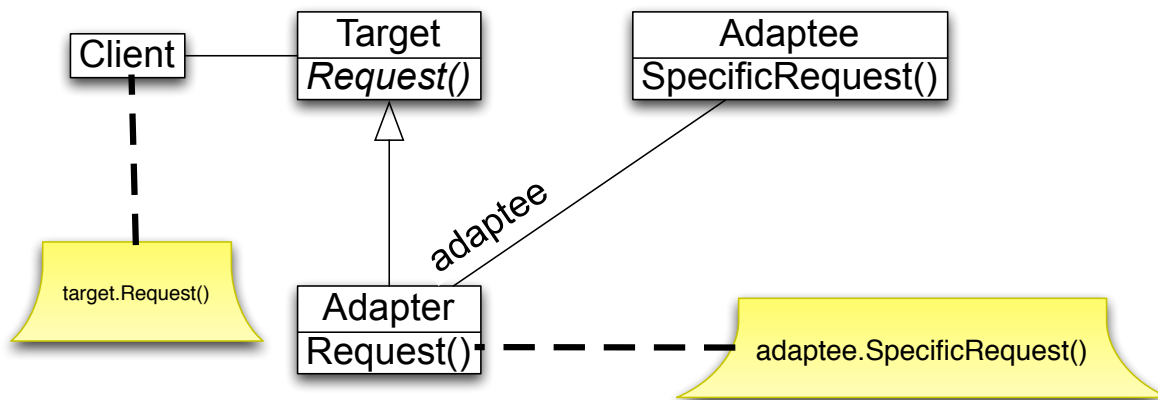
Adapter Structure

Class Adapter



Adapter Structure

Object Adapter



Adapter, continued

🍷 Collaborations

- 🍷 Clients call operations on an Adapter instance. In turn, the adapter calls Adaptee operations that carry out the request

🍷 Consequences

🍷 Class Adapters

- 🍷 adapts Adaptee to Target by committing to concrete Adapter class; Adapter can override Adaptee behavior

🍷 Object Adapters

- 🍷 lets a single Adapter work with many Adaptees; makes it harder to override Adaptee behavior

Implementation

- 🍷 See code example (available on class website)

- 🍷 Very simple implementation of the object adapter but it shows the basic idea

- 🍷 object adapter chosen simply because I don't like multiple inheritance :-)